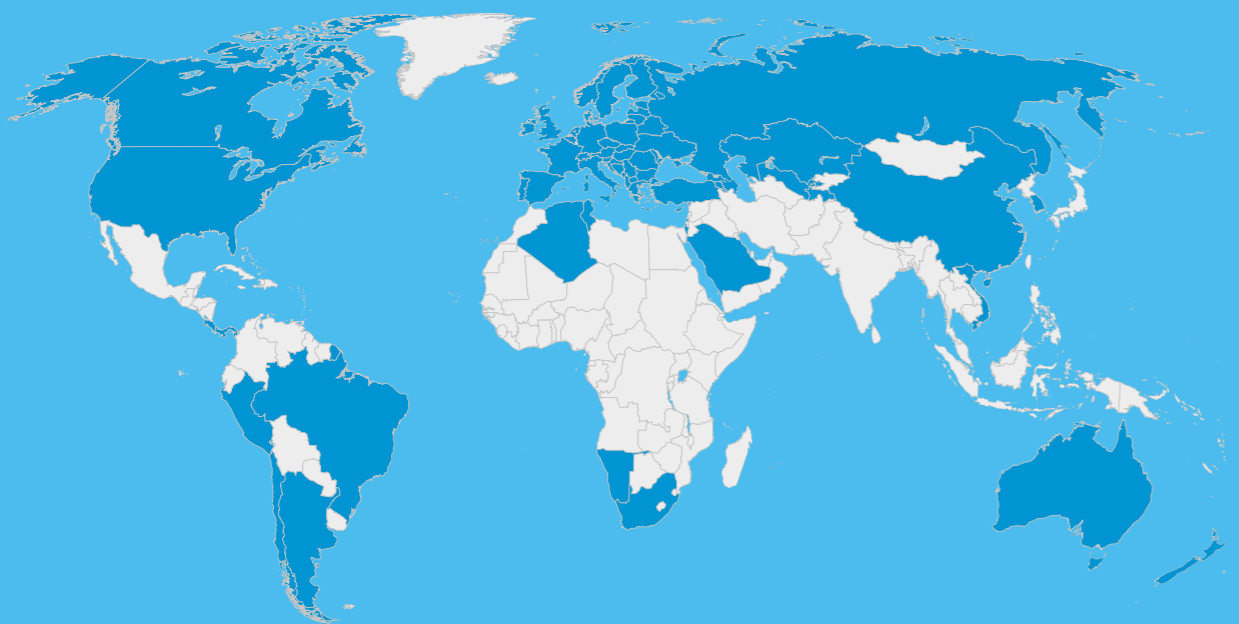


**ALBIXON**

[www.ALBIXON.com](http://www.ALBIXON.com)  
[export@ALBIXON.com](mailto:export@ALBIXON.com)  
Made in EU



We have obtained a declaration of conformity for selected pool enclosures with the AFNOR NF P 90-309 standard (October 2007) issued by the accredited LNE testing laboratory in France.

QBIG BENEFIT pools and KLASIK, DALLAS, CASABLANCA, CASABLANCA INFINITY and MONACO FUTURE enclosures are NSF certified.

Taking into account possible developments and improvements in our products, packaging and processes, ALBIXON a.s. reserves the right to change any data in this catalogue without prior notice. Printing and typesetting errors reserved. Published 2024.



# TECHNICAL CATALOGUE



**YOUR OUTDOOR HOME**

# CONTENTS

The history of ALBIXON ..... 4

ALBIXON portal ..... 5

**SWIMMING POOL SETS**

A Swimming Pool Set ..... 8

**SWIMMING POOLS**

Benefits of QBIG BENEFIT pools ..... 12

High-quality materials developed specifically for pools..... 13

QBIG BENEFIT – Standard Swimming Pools ..... 14

QBIG BENEFIT – Custom Swimming Pools ..... 15

G1 BENEFIT – Custom Swimming Pools ..... 16

Colours and finishing details ..... 17

Types of steps ..... 18

**TECHNOLOGY WALLS AND SHAFTS**

Standard Technology Walls ..... 22

Standard Technology Shafts ..... 23

Technology walls – unmounted..... 24

Technology shafts – unmounted ..... 25

**ENCLOSURES**

BERGEN.....30

SYDNEY / SYDNEY CLEAR ..... 32

CASABLANCA INFINITY ..... 34

DALLAS / DALLAS CLEAR..... 38

KLASIK PRO / KLASIK PRO CLEAR ..... 42

KLASIK / KLASIK CLEAR ..... 44

MONACO FUTURE ..... 48

CASABLANCA ..... 50

DALLAS WALL-MOUNTED ..... 52

Profiles and Rails ..... 54

Panels and Colours ..... 55

Enclosure details ..... 56

**ACCESSORIES**

MOOVER ..... 60

BRILIX INVERBOOST PX heat pumps ..... 62

BRILIX INVERBOOST E heat pumps ..... 63

BRILIX XHPFDPLUS heat pumps ..... 64

BRILIX ELEGANCE swim jets ..... 65

UV SCENIC salt dispensers ..... 66

OXILIFE salt dispensers ..... 68

HIDROLIFE salt dispensers..... 70

NEOSAL salt dispensers..... 72

UV lamps ..... 73

STATION control units ..... 74

Circulation pumps ..... 76

Sand filtration ..... 77

Pool vacuum cleaners ..... 78

Additional accessories..... 79

**ALBIXON B2B**

Enclosure logistics ..... 82

Logistics for swimming pools ..... 83



# The history of ALBIXON

## Company Mission

Enjoy pleasant experiences, active relaxation and joyful moments with your family and loved ones in your outdoor homes.

## Company vision

We are eager to make your outdoor home more enjoyable with our innovative products.

## A major manufacturer of swimming pools and enclosures in Europe

On the market since 1990 | **Production capacity of 5 000 pools and 10 000 enclosures per year** | 250 highly qualified personnel | Over 99,000 m<sup>2</sup> of manufacturing and storage space | 1,500 m<sup>2</sup> development and design centre | Quality technology and materials | Selected products and manufacturing processes are protected by utility models and awarded international certificates | **High-capacity powder paint shop with modern Decoral technology**



Quality is our priority



We are fair and open



We are professionals



We care about ALBIXON



We are team players



We are continually improving

1990

### ESTABLISHMENT

Our history dates back to 1990, when the Smetana brothers founded the company under the name ALBION. At that time, no one had any idea that it would later become a leading player in the swimming pool industry throughout Europe.

1995

### SWIMMING POOLS ON THE RISE

ALBION is fully engaged in the production of swimming pools and thanks to the first series pools, the production volumes are growing rapidly. Despite this, demand far exceeds supply, and ambitious plans for the coming years are born in the founders' minds.

1998

### PRODUCTION OF ENCLOSURES

We respond to the increasingly urgent demands of our customers and include pool enclosures in our product portfolio. These soon became our flagship product and their popularity is growing every year.

2001

### POWDER PAINT SHOP

ALBION's first powder paint shop launched in Hořovice significantly supports the production of enclosures and at the same time meets the demand of external customers.

2011

### ALBION → ALBIXON

New company name. The founders put it simply: "The name Albion referred to England, as we have always admired their business culture and freedom. But people mistook us for other companies, so we added an "X" to create ALBIXON."

2006

### BRILIX

Customers no longer want just a pool and an enclosure, but demand a complete pool set from a single supplier. Complexity has become a challenge for us and room for further growth. We responded by creating the BRILIX division, specialising in the sale of our own pool accessories.

2004

### ENCLOSURES IN BOX

We started offering our enclosures in a BOX. The advantages include the considerable savings in the cost of transportation, simple assembly and speed of delivery. We established the IDEALCOVER brand (later renamed ALBIXON BOX) for the export of these enclosures.

2002

### EXPORT

After the first decade of operation, we became a strong player on the Czech market. We then took the opportunity and decided to expand and sell our products abroad, through official B2B partners. Our first step was into the neighbouring German market.

2012

### NEW POWDER COAT SHOP

We open a new powder coat shop with the modern DECORAL line, which allows us to use dozens of colours, designs and patterns, not only for our enclosures, but also for many external customers and their various projects in and outside the Czech Republic.

2014

### SKYTRIUM

We listened to the wishes of our customers and offer a solution connecting gardens and family homes. This is how the SKYTRIUM terrace enclosure was created – the garden and the house.

2017

### QBIG POOLS

We launch a design solution for the QBIG series of swimming pools protected by a utility model. Thanks to the built-in lost formwork on the outside of the pool, we can speed up the construction work, saving our customers' time and money.

2019

### SYDNEY & X-FLOW

The year 2019 was full of new achievements reported by our development team. We expand our product portfolio with the elegant and unique SYDNEY serial enclosure and the luxurious MIAMI custom enclosure. We also develop our own X-FLOW overflow grid to differentiate ourselves in the market.

2023

### SKYTRIUM & BERGEN

In line with our new mission and vision, we are launching the SKYTRIUM bioclimatic pergolas and the BERGEN pool terrace enclosure. With the MOOVER electric moving system we have received the prestigious Red Dot Award 2023 for Product Design Award.

2022

### MOOVER

Introducing the MOOVER. The universal and autonomous enclosure sliding solution. We listened to our customers, and in cooperation with automotive designers, we developed an electric sliding system with an elegant design that operates pool enclosures at the push of a button.

2021

### 3D PRINTING

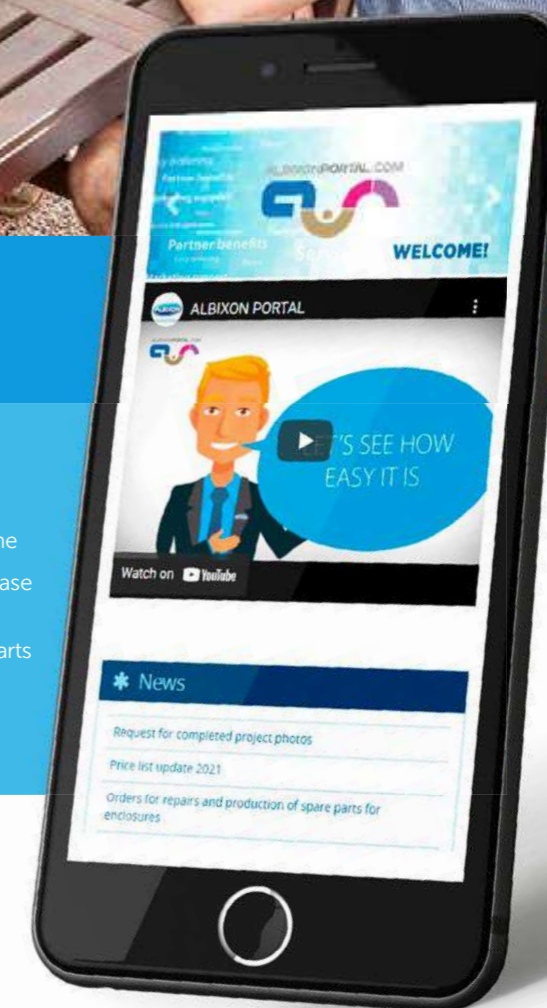
We are investing in 3D printing and strengthening our development capabilities. Thanks to professional prototypes and our own production of plastic components, we are opening the door to further innovations for our customers.



## ALBIXON portal

Everything you need for a comfortable way of doing business, all in one place.

- ✓ All information about products
- ✓ Instant quotation
- ✓ Easy choice of the most suitable options for the customer
- ✓ Intuitive control
- ✓ Automatically generated technical drawings
- ✓ Partner benefits for everyone
- ✓ Easy and transparent purchase orders
- ✓ Warranty claims and spare parts
- ✓ Marketing and product materials



ALBIXONPORTAL.COM



[www.ALBIXONPORTAL.com](http://www.ALBIXONPORTAL.com)

# SWIMMING POOL SETS

Are you considering a carefree purchase of a pool that you do not have to drain for the winter? Take advantage of the possibility of a complete pool delivery with all accessories, enclosure and the technology wall or shaft. Don't hesitate, choose the ALBIXON solution and enjoy endless fun.

## Why swimming pool set?

- up to 400 different combinations
- attractive price / performance ratio
- everything from one supplier
- compatibility of the pool with our enclosures and accessories
- advantageous price for the whole set
- easy purchase
- complete and reliable delivery
- wide range of enclosures
- various options of technology walls and shafts




## Did you know that...?

We offer more than 400 pool set combinations.

*The polypropylene pool is not self-supporting, so it is necessary to follow all the principles of safe concreting specified in the building preparations documentation.*

# A Swimming Pool Set



## A pool, enclosure, and technology in one!

Get one of our popular pool sets to not only receive a high-quality pool, but also the enclosure and a technology shaft or wall, and all the necessary pool technology. Choose from over 400 combinations.



# A Swimming Pool Set

## SWIMMING POOL



### The heart of your water fun

- ➔ seven standard sizes\*
- ➔ two depths
- ➔ 3 colours
- ➔ skimmer or overflow

Which one will yours be?  
You can choose on pages 10–19.

## TECHNOLOGY

### The motor which drives your pool

- ➔ different equipment levels
- ➔ underground and above-ground variants
- ➔ smart pool technology control\*\*

How much comfort would you like to enjoy?  
Take a look at pages 20–25.



## ENCLOSURES



### Your pool's coat

- ➔ different styles
- ➔ dozens of colours and decorative patterns
- ➔ two types of panels
- ➔ rails / without rails design option\*\*

Which enclosure will you choose?  
More on pages 26–57.

\* More custom sizes available  
\*\* This option may not be available for all models

# SWIMMING POOLS

Our pools save water. With proper maintenance and compliance with the prescribed parameters of pool water, you do not have to drain the pool even after the end of the season. The necessary water replenishment is thus only minimal.

## Why ALBIXON pools?

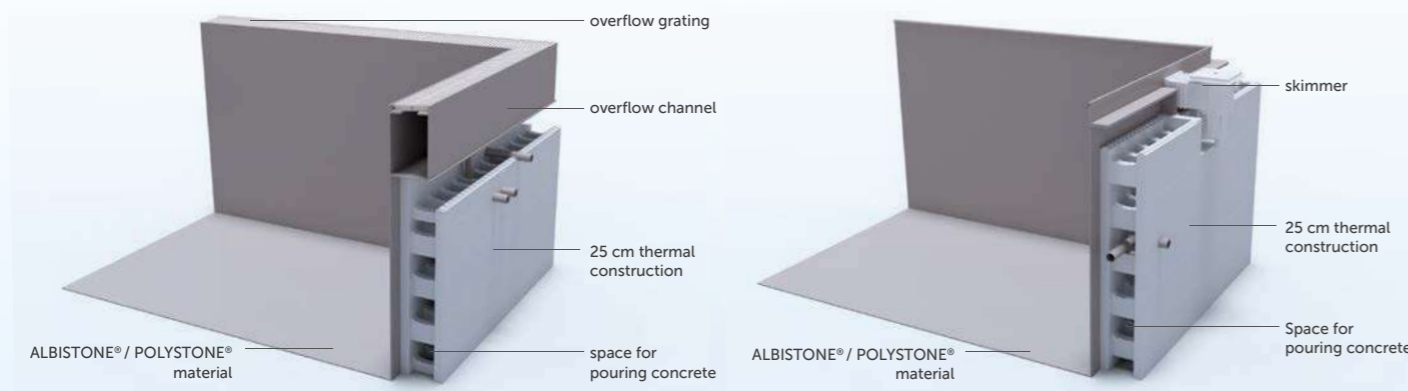
- for the QBIG BENEFIT variant easier construction work
- water and cost savings<sup>1)</sup>
- easy winterization and maintenance
- no water discharge required
- long service life
- attractive price/performance ratio
- wide variety of equipment
- high durability
- usually short delivery time
- overflow and skimmer pools
- serial production

<sup>1)</sup> With proper maintenance and adherence to the prescribed pool water parameters, there is no need to drain the pool even after the end of the season.

**For 30 years we have been bringing you the pleasure of bathing.**  
Experience the unique feeling of swimming and relaxing in the ALBIXON overflow pool!



# Benefits of QBIG BENEFIT pools



QBIG BENEFIT pools are full of benefits. What are they? Thanks to decades of experience with swimming pools, we have come up with our own pool production solution. We removed all the ribbing from the outside of the pool and replaced it with 25 cm thick thermal construction. It serves not only as a building material, but also as an insulating element of the pool. Not only have we improved the pool, but we have also sped up related construction work. A common pool must be concreted using steel reinforcing bars with dry concrete in several stages with gradual filling of water. The procedure can take several days.

On the other hand, the QBIQ BENEFIT pool can be concreted using steel reinforcing bars, in one continuous concrete pour evenly distributed in layers around the entire perimeter of the thermal structure (it must not be concreted in one place) within a few hours. The pool just needs to be reinforced internally with wood struts and filled to 30 cm with water to weigh it down. This saves significant time and money.

The best comes with commissioning. The sophisticated pool design allows wintering without the necessity to drain the water. BENEFIT swimming pools thus regularly save water. The nozzles are positioned for optimal water circulation and keeping the water transparent longer. With properly set circulation, we facilitate pool maintenance and pool water quality.

## What are the benefits of QBIG BENEFIT pools?

Significant acceleration of construction work<sup>1)</sup>

High thermal insulation ability

Optimum pool expansion

Pipe protection in thermal construction

More economical construction work<sup>1)</sup>

Winterizing without draining

<sup>1)</sup> Compared to a conventional pool structure with steel reinforcements, it takes less time to complete and therefore lower construction costs can be expected.

# High-quality Materials developed specifically for pools



## ALBISTONE®

ALBISTONE® is a type of material developed by our team of technologists and verified by a number of laboratory tests. ALBISTONE® is characterized above all by UV stabilization. Another significant advantage is the high mechanical resistance and strength, thanks to which it achieves a long service life. ALBISTONE® is a frost-resistant material with excellent heat-insulating properties.

### Material toughness

ALBISTONE® has a high resistance to puncture (impact toughness).

### UV stability

ALBISTONE® is characterised by its high UV resistance and its service life is several times longer than that of other materials used to manufacture pools.

### Material resistance

A significant advantage of ALBISTONE® is its heat resistance. At the same time, it is designed to withstand common pool chemicals and salt water when handled properly.

### Environmental protection

ALBISTONE® is recyclable.

## Polystone® P copolymer

The special advantages of this material are the very long service life and the high surface quality. In particular when compared to pools with a tiled surface, the great advantage of the homogeneously processed slab is expressed, since there are no mineral and corrosion-prone joints. Compared to GFK pools, pools made of POLYSTONE® sheets have significant advantages due to their high toughness and resistance to cracking / tearing. Even the highest stabilization systems, as used by Röchling in the latest and highest-quality modification POLYSTONE® PGX, cannot completely prevent discoloration, but these changes have no negative impact on the material in terms of overall strength, suitability, quality and service life. The colour stability of the materials is maintained as much as possible, when the parameters and the maximum chlorine concentration specified in standard EN 16713-3 are met.

### Weatherability

This product contain several synergistic stabilizers of the latest generation to achieve the best possible UV resistance and colour fastness. The weathering stability of the materials has been further developed over decades and is permanently checked in storage basins and accelerated weathering tests under accelerated conditions.

### Scratch protection

Non-embossed sheets are provided with a protective foil on one side as standard to prevent damage caused by scratches during transport, handling and installation of swimming pools.

# QBIG BENEFIT

## Standard Swimming Pools



STANDARD POOL QBIG BENEFIT – STANDARD PLUS

Design	skimmer / overflow						
Pool size	3 × 5 m	3 × 6 m	3 × 7 m	3 × 8 m	3,5 × 7 m	3,5 × 8 m	4 × 8 m
Pool wall/bottom material thickness	8 / 6 mm	8 / 6 mm	8 / 8 mm	8 / 8 mm	8 / 8 mm	8 / 8 mm	8 / 8 mm
Depth	1,2 / 1,5 m	1,2 / 1,5 m	1,5 m	1,5 m	1,2 / 1,5 m	1,5 m	1,2 / 1,5 m
Wall insulation thickness	10 cm						
Number of lights	0–2	0–6	0–6	0–6	0–6	0–6	0–6
Light colour	white / colour						
Type of steps	X-AIR (without bench) <sup>1)</sup> / X-AIR+(with bench) <sup>1)</sup> / Aero / straight across the corner / rectangular in the corner						
Anti-slip design of steps	✓ <sup>2)</sup>						
Position of steps	left / right						
Optional counterflow mask installation	✓						
Colour options	Light blue / white	Light blue / white / grey	Light blue / white				

**Standard Plus category** – the dimensions of the pool are given; the accessories can be configured according to customer requirements. These pools are custom-made.

Does the standard size of the pool not suit you? You will find the custom options on the next page.

**Pool delivery includes :**

- ➔ Pool body incl. piping and thermal construction
- ➔ Nozzles
- ➔ Skimmer or overflow grate
- ➔ Counterflow mask, if included



<sup>1)</sup> X-AIR and X-AIR+ steps are only available in light blue and white colour options.  
<sup>2)</sup> X-AIR and X-AIR+ steps are not available in the antislip version.  
<sup>3)</sup> Polypropylene pools are not self-supporting and must be secured with connecting reinforcement and concreted to ensure operational condition. The relevant design principles and technical requirements specified in the construction preparation must be met.

# QBIG BENEFIT

## Custom Swimming Pools



CUSTOM POOL QBIG BENEFIT

Design	skimmer / overflow
Width	2 to 4 m
Length	4 to 9 m
Depth	1,2 / 1,5 m
Pool wall/bottom material thickness of pools up to 6 m length	8 / 6 mm
Pool wall/bottom material thickness of pools over 6 m length	8 / 8 mm
Wall insulation thickness	10 cm
Number of lights	individual
Type of steps	individual <sup>1)</sup>
Anti-slip design of steps	individual <sup>2)</sup>
Position of steps	individual
Optional counterflow mask installation	individual

Light blue and grey pools exceeding 8 metres in length may have additional welds on the walls.

**Pool delivery includes :**


- ➔ Pool body incl. piping and thermal construction
- ➔ Skimmer or overflow grate
- ➔ Counterflow mask, if included



<sup>1)</sup> X-AIR and X-AIR+ steps are only available in light blue and white colour options.  
<sup>2)</sup> X-AIR and X-AIR+ steps are not available in the anti-slip version.  
<sup>3)</sup> Polypropylene pools are not self-supporting and must be secured with connecting reinforcement and concreted to ensure operational condition. The relevant design principles and technical requirements specified in the construction preparation must be met.

# G1 BENEFIT

## Custom Swimming Pools



CUSTOM POOL G1 BENEFIT

Design	skimmer / overflow
Width	2 to 4 m
Length	4 to 9 m
Depth	1,2 / 1,5 m
Pool wall/bottom material thickness of pools up to 6 m length	6 / 6 mm
Pool wall/bottom material thickness of pools over 6 m length	8 / 8 mm
Wall insulation thickness	5 cm
Number of lights	individual
Type of steps	individual <sup>1)</sup>
Anti-slip design of steps	individual <sup>2)</sup>
Position of steps	individual
Optional counterflow mask installation	individual

Light blue and grey pools exceeding 8 metres in length may have additional welds on the walls.

### Pool delivery includes :

- ➔ Pool body incl. piping
- ➔ Skimmer or overflow grate
- ➔ Counterflow mask, if included



<sup>1)</sup> X-AIR and X-AIR+ steps are only available in light blue and white colour options.  
<sup>2)</sup> X-AIR and X-AIR+ steps are not available in the anti-slip version.  
<sup>3)</sup> Polypropylene pools are not self-supporting and must be secured with connecting reinforcement and concreted to ensure operational condition. The relevant design principles and technical requirements specified in the construction preparation must be met.

# Colours and finishing details


## SWIMMING POOL COLOURS



We manufacture pools from ALBISTONE® or POLYSTONE® P copolymer (more about materials on page 13). Material thickness is 6 or 8 mm. The bottom material may have a different thickness than the wall material. Do not hesitate to contact us for an ideal solution for your pool. The pools are available in 3 colours. Not all colours may be available for some pool sizes and types.

## OVERFLOW POOL GRATE

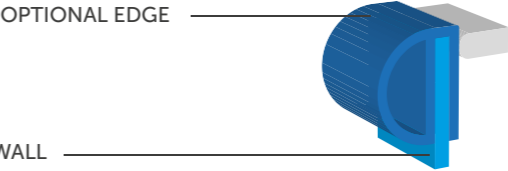
The overflow pools are provided with an overflow grate designed in collaboration with designers from the automotive industry. Its design prevents water from overflowing outside the overflow gutter and thus reduces its consumption. Outside the overflow gutter, the pool is smoothly connected to the surrounding terrain without any difference in height.



## SKIMMER POOL FINISH



X-SHAPE Anthracite DB 703 X-SHAPE Silver



How best to finish the top of the skimmer pool? The solution is called X-SHAPE. This elegant aluminium edge easily connects the pool with the surrounding area. It is available for all standard pool sizes in Anthracite DB 703 and Silver colours. In addition to X-SHAPE, the edge of the skimmer pool can be fitted with a special edge piece. The pool can also be finished with tiles.

# Types of Steps



You can see all the types of steps that are offered below. All stairs can be installed in a pool of any size and colour.<sup>1)</sup>

Straight, across the corner



Rectangular, in the corner



X-AIR (without bench)



X-AIR+ (with bench)



Straight steps over the corner with a bench\*\*




Rectangular\*\*



# Anti-slip design of steps



Compatible types of steps are manufactured with three fine grooves near the edge to prevent slipping.




# TECHNOLOGY WALLS AND SHAFTS

The technology wall or shaft is the motor of the pool that keeps everything running. You can choose from the popular standard versions!

## Why technology from ALBIXON?

- the complete solution for your swimming pool
- a wide range from basic models with manual controls to automatic with internet connection
- our own development, benefiting from years of experience
- components from renowned suppliers
- verified products and quality materials
- placement according to your needs - underground, in a shelter or in your technology room



# Standard Technology Walls



MODEL	BASIC PLUS	ECONOMIC	OXY	UV	STATION
Filtration	BRILIX P500 – 85 kg				
Pump	PREVA 50 – flow rate 9 m³/h				
Water treatment	BRILIX NEOSAL	BRILIX HIDROLIFE	BRILIX OXILIFE	BRILIX UV SCENIC	BRILIX STATION
Water	Salt 3 g/l	Salt 3 g/l	Salt 1,5 g/l	Salt 1,5 g/l	Freshwater
Automatic pH control	X	✓	✓	✓	✓
Automatic disinfection control:	X	optional	optional	✓	✓
Smart control connecting point	X	✓	✓	✓	✓
Heat pump connecting point	✓	✓	✓	✓	✓
Discharge connecting point	✓	✓	✓	✓	✓
Possibility of combining with counterflow	✓	✓	✓	✓	✓
Counterflow pump	X	X	X	X	X
Remote control of the pool light	✓	✓	✓	✓	✓
Pipes, fittings	✓	✓	✓	✓	✓
Switchboard	<sup>1)</sup> ✓	<sup>1)</sup> ✓	<sup>1)</sup> ✓	<sup>1)</sup> ✓	<sup>1)</sup> ✓
Dimensions (W x H x D)	160 x 140 x 69 cm	160 x 140 x 69 cm	160 x 140 x 69 cm	160 x 140 x 69 cm	160 x 140 x 69 cm
Wall colour	White	White	White	White	White

If you do not wish to place the pool technology equipment in a shaft, then we offer the option of technology walls where we have prepared for you a number of standard options. You can place them, for example, in a cellar, garage or garden house. The technology wall can be no more than 10 metres away from the pool. If you are installing a counterflow, the counterflow pump must always be located in a separate shaft within one metre of the counterflow mask.

<sup>1)</sup> The switchboard is equipped with an electrical outlet for the installation of an additional socket.

# Standard Technology Shafts



MODEL	BASIC PLUS	ECONOMIC	COMFORT PLUS	OXY	OXY PLUS	UV	UV PLUS	STATION	STATION PLUS
Filtration	BRILIX P500 – 85 kg								
Pump	PREVA 50 – flow rate 9 m³/h								
Water treatment	BRILIX NEOSAL	BRILIX HIDROLIFE	BRILIX OXILIFE	BRILIX UV SCENIC	BRILIX STATION				
Water	Salt 3 g/l	Salt 3 g/l	Salt 1,5 g/l	Salt 1,5 g/l	Freshwater				
Automatic pH control	X	✓	✓	✓	✓	✓	✓	✓	✓
Automatic disinfection control:	X	optional	optional	optional	optional	✓	✓	✓	✓
Smart control connecting point	X	✓	✓	✓	✓	✓	✓	✓	✓
Heat pump connecting point	✓	✓	✓	✓	✓	✓	✓	✓	✓
Discharge connecting point	✓	✓	✓	✓	✓	✓	✓	✓	✓
Counterflow connecting point	X	X	✓	X	✓	X	✓	X	✓
Counterflow pump	X	X	✓	X	✓	X	✓	X	✓
Remote control of the pool light	✓	✓	✓	✓	✓	✓	✓	✓	✓
Pipes, fittings	✓	✓	✓	✓	✓	✓	✓	✓	✓
Switchboard	<sup>1)</sup> ✓	<sup>1)</sup> ✓	<sup>1)</sup> ✓	<sup>1)</sup> ✓	<sup>1)</sup> ✓	<sup>1)</sup> ✓	<sup>1)</sup> ✓	<sup>1)</sup> ✓	<sup>1)</sup> ✓
Shaft diameter	120 cm	150 cm	150 cm	150 cm	150 cm	150 cm	150 cm	150 cm	150 cm
Shaft depth	120 cm	120 cm	120 cm	120 cm	120 cm	120 cm	120 cm	120 cm	120 cm
Lid colour	Grey	Grey	Grey	Grey	Grey	Grey	Grey	Grey	Grey

To make your decision easier, we have prepared complete technology shafts equipped with quality components that you simply connect to the pool and power supply. You do not have to worry about which accessories are best for your pool – we did it for you! The shafts are located close to the pool and are always within reach.

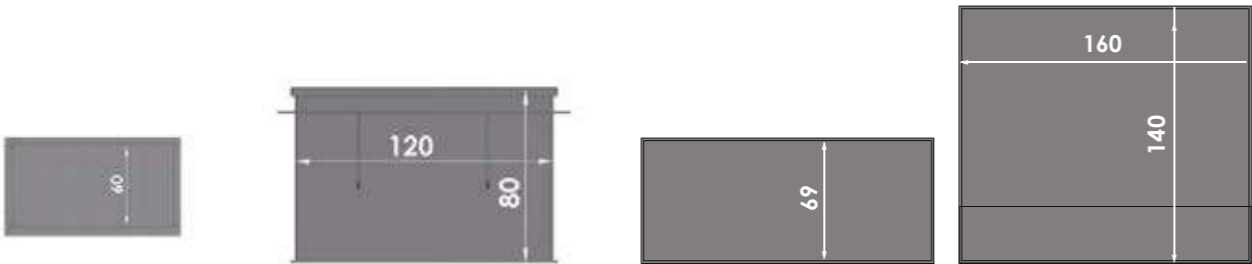
<sup>1)</sup> The switchboard is equipped with an electrical outlet for the installation of an additional socket.

# Technology Walls

Unmounted



Do you want to assemble the pool technology on your own? We also offer unmounted technology walls just for you.



Counterflow technology shaft


Inner size	120 × 60 × 80 cm (L × W × H)
Outer size	136 × 76 × 81 cm (L × W × H)

Technology wall

Inner size	160 × 69 × 140 cm (L × W × H)
------------	-------------------------------

# Technology Shafts

Unmounted



Do you want to assemble the pool technology on your own? We also offer unmounted technology shafts just for you.



Technology shaft 150

Inner diameter	150 cm
Depth	120 cm
Outer diameter	166 cm

Technology shaft 120

Inner diameter	120 cm
Depth	120 cm
Outer diameter	136 cm

# ENCLOSURES

With our extensive experience we will easily guide you through the entire process, from the selection of the most suitable model and size, to the purchase and installation of your enclosure.

## Why ALBIXON pool enclosure?

- ➔ Most of the pool covers have obtained compliance with the standard AFNOR NF P 30-309 - the structure can withstand wind speeds of 120 km/h, snow weight 60 kg/m<sup>2</sup> and meets the safety requirements for the protection of users
- ➔ Internationally recognized NSF certification that guarantees quality of the materials used and their safety
- ➔ Profiles are painted in our own certified powder coating plant
- ➔ Option of covering – compact polycarbonate 4 mm thick with UV protection or cellular polycarbonate 8 mm thick with UV protection




### Did you know that...?

Safety, savings and an extended season. These and many other advantages are brought to you by an ALBIXON pool enclosure. See for yourself!



# ENCLOSURES



(Page 42–43)  
**KLASIK PRO / KLASIK PRO CLEAR**



(Page 30–31)  
**BERGEN**



(Page 44–47)  
**KLASIK / KLASIK CLEAR**



(Page 32–33)  
**SYDNEY / SYDNEY CLEAR**




(Page 48–49)  
**MONACO FUTURE**



(Page 34–37)  
**CASABLANCA INFINITY**



(Page 50–51)  
**CASABLANCA**



(Page 38–41)  
**DALLAS / DALLAS CLEAR**



(Page 52–53)  
**DALLAS WALL-MOUNTED**

We have obtained a declaration of conformity for selected pool enclosures with the AFNOR NF P 90-309 standard (October 2007) issued by the accredited LNE testing laboratory in France.

# BERGEN

terrace enclosure



## SPECIFICATIONS

Maximum enclosed area	3 420 x 6 420 mm
Number of modules	2
External width	3 668 mm
External length	6 540 mm
Standard height	165 mm
Standard height above ground <sup>1)</sup>	10 mm
Max. height above ground <sup>1)</sup>	45 mm
Thickness of optional boards	20–30 mm
Supporting profiles	ALBIXON BERGEN
Rail	Single-sided rail, walkable surface
Module blocking device	Lockable
Profile colour	Anthracite DB 703
Handle	Included (use optional)
Load capacity per m <sup>2</sup>	250 kg/m <sup>2</sup>
Accessories (optional)	50 mm polystyrene insulation, higher wheels to raise by 35 mm
Transport dimensions (l x w x h)	4 180 x 915 x 830 mm (supporting structure), 2 350 x 915 x 730 mm (polystyrene), 3 910 x 750 x 730 mm (board area)

<sup>1)</sup> Indicates height of unevenness (e.g. decorative trim) that the enclosure can easily cover.



Teka\*




Ipe




Sand



Crema



Nieve



Plata

\* Standard – no extra charge

# BERGEN

terrace enclosure



## BERGEN

We are delighted to introduce a fully-fledged mobile terrace that not only covers your pool, but thanks to its high rigidity and load-bearing capacity, also creates additional possibilities for activities and relaxation, thus allowing the full use of your garden all year round. Mobile terraces are enclosures for swimming pools, sunken hot tubs, home ponds and any other underground space. Our mobile terrace stands out in particular for its stability, safety and clean design.

### Swim by day, dance by night!

- ➔ **2-in-1** – pool cover and a terrace you can walk on
- ➔ **High load capacity** (250 kg/m<sup>2</sup>) and **rigidity** thanks to ALBIXON's specially developed aluminium profiles covered by an **industrial protection**
- ➔ **Minimalist lockable stopper protected by a utility model**
- ➔ By connecting the modules, the enclosure turns into **one multi-purpose compact surface**
- ➔ The individual floor planks transform the floor into a **uniform surface without visible gaps** – valuables will not fall through the gaps, dirt will not fall into the pool
- ➔ High quality WPC boards made from **bamboo (60 %)**, HDPE (30 %) and additives (10 %) from the renowned Spanish brand EXTERPARK
- ➔ **Fast and easy board installation without the need of screws, patented invisible board attachment, easy access for repairs**
- ➔ The durability of the boards has been proved over the years by installations on terraces and poolsides, even in extreme stress and climatic conditions
- ➔ Option of moving **manually or remotely using a MOOVER electric drive**
- ➔ WPC boards and components are available to purchase individually to install on existing or new terraces to maintain the desing throughout the surrounding areas and around the pool
- ➔ For pools up to 3 x 6 meters

### High standard already in the basic model

- ➔ High load capacity and rigidity
- ➔ Fulfils the requirements for snow zone 5
- ➔ Minimalist design – single-track design
- ➔ Height variability
- ➔ Possibility of using custom coverings with different thicknesses



NO LOSS OF VALUABLES OR BROKEN HEELS



NO SCREWS

# SYDNEY / SYDNEY CLEAR

series



SPECIFICATIONS SYD. AS SYD.CLEARAS SYD. A SYD.CLEARA SYD. BD SYD.CLEARBD SYD. BS SYD.CLEARBS SYD. B SYD.CLEARB SYD. C SYD.CLEARC

Maximum covered area	350 × 535 cm	350 × 635 cm	350 × 850 cm	400 × 740 cm	400 × 850 cm	450 × 850 cm
Number of modules	3	3	3	4	4	4
Outer width "B"	386 cm	386 cm	386 cm	400 cm	400 cm	450 cm
Inner width "A"	358 cm	358 cm	358 cm	358 cm	358 cm	408 cm
Outer length "E"	565 cm	565 cm	646 cm	646 cm	860 cm	860 cm
Outer height "V"	48 cm	48 cm	48 cm	54 cm	54 cm	56 cm
Side entrance	X	X	X	X	X	X
Module panels	PK8 <sup>1)</sup>	PK4 <sup>2)</sup>	PK8 <sup>1)</sup>	PK4 <sup>2)</sup>	PK8 <sup>1)</sup>	PK4 <sup>2)</sup>
Front head	fixed	fixed	fixed	fixed	fixed	fixed
Front head panels	PK4 <sup>2)</sup>	PK4 <sup>2)</sup>	PK4 <sup>2)</sup>	PK4 <sup>2)</sup>	PK4 <sup>2)</sup>	PK4 <sup>2)</sup>
Rear head	fixed	fixed	fixed	fixed	fixed	fixed
Rear head panels	PK4 <sup>2)</sup>	PK4 <sup>2)</sup>	PK4 <sup>2)</sup>	PK4 <sup>2)</sup>	PK4 <sup>2)</sup>	PK4 <sup>2)</sup>
Raised lower edge of heads	6 cm	6 cm	6 cm	6 cm	6 cm	6 cm
Supporting profiles	L	L	L	L	L	L
Track	AIR single-sided, only 1 rail					
Module locking	lockable					
Colour	Anthracite DB 703					
BOX package size	445 × 48 × 127 cm	445 × 48 × 127 cm	561 × 55 × 127 cm	561 × 55 × 127 cm	561 × 55 × 127 cm	561 × 55 × 127 cm
BOX package weight	325 kg	395 kg	340 kg	420 kg	470 kg	550 kg


<sup>1)</sup> PK8 = Transparent channel polycarbonate with a thickness of 8 mm with UV protection.  
<sup>2)</sup> PK4 = Transparent clear polycarbonate with a thickness of 4 mm with UV protection.



Anthracite DB 703

# SYDNEY / SYDNEY CLEAR

series



SYDNEY C  
SYDNEY BD  
SYDNEY BS/B  
SYDNEY A  
SYDNEY AS

## SYDNEY / SYDNEY CLEAR


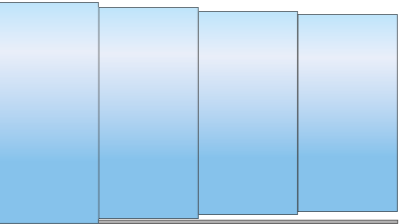
SYDNEY – this is a design enclosure that we have developed for you in cooperation with automotive designers. **You don't have to be an expert to appreciate the ultra-low profile, elegant curves and the unique look.**

### Fewer rails, more comfort!

For maximum ergonomics, the SYDNEY enclosure is equipped with only one slim track onto which only the largest module is mounted. The other modules are rail-less. The guide rail can be installed on the left or right (when looking at the largest module from the front). The rail is not sunk into the ground. The SYDNEY enclosure is too low for swimming underneath it, therefore we recommend extending the track by a min. 250 cm.

### Main advantages of the ALBIXON BOX

- ➔ Available on a short lead time
- ➔ Quick and easy installation
- ➔ Packaging variability



Possibility of choosing the location of the guide rail left/right.

Enclosure side made of noble aluminium with elegant lines and integrated guide system.

Compact polycarbonate with a thickness of 4 mm or channel polycarbonate with a thickness of 8 mm. Both options with UVprotection.




# CASABLANCA INFINITY

series



SPECIFICATIONS	CASABLANCA INFINITY A	CASABLANCA INFINITY B
Maximum covered area	346 x 635 cm	442 x 850 cm
Number of modules	3	4
Outer width "B"	390 cm	500 cm
Inner width "A"	362 cm	458 cm
Outer length "E"	646 cm	860 cm
Outer height "V"	55 cm	70 cm
Side entrance	✓	✓
Module panels	PK4 <sup>1)</sup>	PK4 <sup>1)</sup>
Front head	removable	removable
Front head panels	PK4 <sup>1)</sup>	PK4 <sup>1)</sup>
Rear head	fixed	fixed
Rear head panels	PK4 <sup>1)</sup>	PK4 <sup>1)</sup>
Raised lower edge of heads	9,5 cm	9,5 cm
Supporting profiles	L+	L+
Track	AIR double-sided/single-sided <sup>2)</sup>	AIR double-sided/single-sided <sup>2)</sup>
Module locking	lockable <sup>3)</sup>	lockable <sup>3)</sup>
Colour	Carbon, Anthracite DB 703 <sup>4)</sup>	Carbon, Anthracite DB 703 <sup>4)</sup>
BOX package size	445 x 48 x 127 cm	561 x 55 x 127 cm
BOX package weight	440 kg / 415 kg <sup>5)</sup>	675 kg / 650 kg <sup>5)</sup>

<sup>1)</sup> **PK4** = transparent solid polycarbonate with a thickness of 4 mm with UV protection.  
<sup>2)</sup> The left/right position of the track is determined when looking at the largest module from the front. The track is not sunk into the ground. Each module has its own track.  
<sup>3)</sup> The enclosure with a single-sided rail is equipped with lockable stoppers on the rail-less side.  
<sup>4)</sup> The enclosure with a single-sided rail is manufactured in Carbon finish.  
<sup>5)</sup> Weights: double-rail version/single-rail version.



# CASABLANCA INFINITY

series



## CASABLANCA INFINITY

If you are intrigued by discreet and sophisticated shapes, CASABLANCA INFINITY is just the thing for you! This low enclosure, which makes a very discreet first impression in the garden, hides many secrets to attract everybody's attention. **Its angular clear panel material, futuristic carbon design and low Air rails are proof of this.**

## Main advantages of the ALBIXON BOX

- ➔ Available on a short lead time
- ➔ Quick and easy installation
- ➔ Packaging variability



# CASABLANCA INFINITY

custom (2 rails)



CUSTOM CASABLANCA INFINITY – POSSIBLE DIMENSIONS

outer width up to (cm)	profile type	minimum height for the specified number of modules (cm)						
		1 module	2 modules	3 modules	4 modules	5 modules	6 modules	7 modules
151–200	L	38	44	50	56	62	68	74
250	L	42	48	54	60	66	72	78
300	L	45	51	57	63	69	75	81
350	L	48	54	60	66	72	78	84
400	L	51	57	63	69	75	81	87
450	L	55	61	67	73	79	85	91
500	L	58	64	70	76	82	88	94
550	L+	61	67	73	79	85	91	97
600	L+	65	71	77	83	89	95	101
650	XL	81	91	101	110	120	128	137
700	XL	85	94	104	113	123	132	140
750	XL	88	98	107	117	126	135	143
800	XL	91	101	110	120	130	138	147
850	XL	95	104	114	123	133	141	150

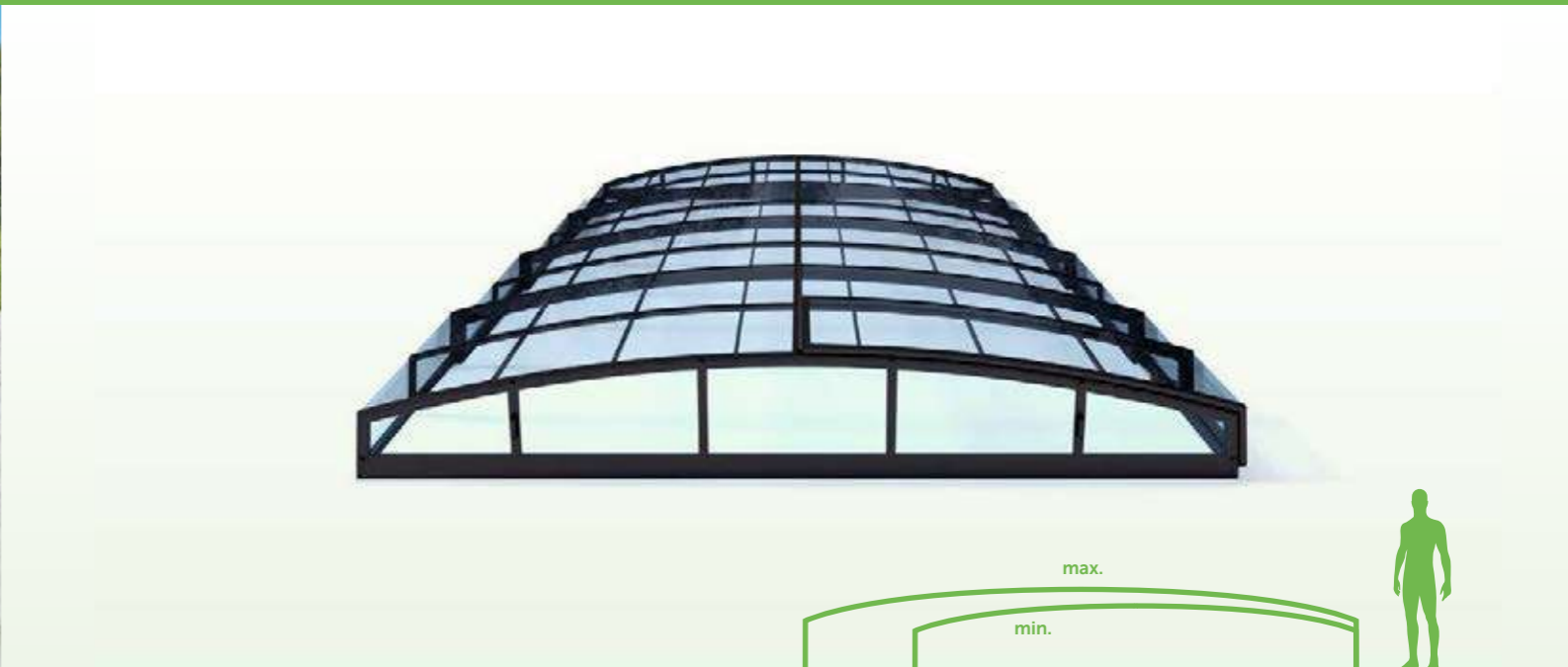
**Panels:**  
**PK4** = Transparent solid polycarbonate, clear/smoky, thickness of 4 mm with UV protection.



According to the  
current sample book

# CASABLANCA INFINITY without rails

custom



CUSTOM CASABLANCA WITHOUT RAILS – POSSIBLE DIMENSIONS

outer width up to (cm)	profile type	minimum height for the specified number of modules (cm)						
		1 module	2 modules	3 modules	4 modules	5 modules	6 modules	7 modules
151–200	L+	33	39	46	52	58	65	71
250	L+	35	41	48	54	60	67	73
300	L+	37	43	50	56	63	69	75
350	L+	39	46	52	58	65	71	78
400	L+	41	48	54	61	67	73	80
450	L+	44	50	56	63	69	76	82

**Panels:**  
**PK4** = Transparent solid polycarbonate, clear/smoky, thickness of 4 mm with UV protection.

Optional single-rail version with the rail on the left/right side for each enclosure module.  
 The left/right position of the rail is determined when looking at the largest enclosure module from the front.

- Custom production options**
- Custom dimensions of enclosure
  - Selection of the panel colour
  - The position of the doors should be consulted with the manufacturer first
  - Completely individual configuration
  - Choice of more than 40 colours and patterns of the supporting structure

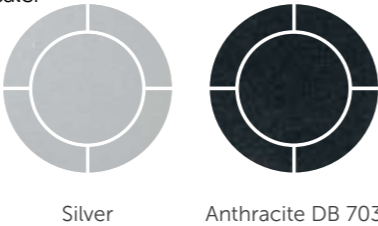
# DALLAS / DALLAS CLEAR

series



SPECIFICATIONS	DALLAS A	DALLAS CLEAR A	DALLAS B	DALLAS CLEAR B
Maximum covered area <sup>3)</sup>	363 x 635 cm	363 x 635 cm	462 x 850 cm	462 x 850 cm
Number of modules	3	3	4	4
Outer width "B"	407 cm	407 cm	520 cm	520 cm
Inner width "A"	379 cm	379 cm	478 cm	478 cm
Outer length "E"	646 cm	646 cm	860 cm	860 cm
Outer height "V"	82 cm	82 cm	100 cm	100 cm
Side entrance	✓	✓	✓	✓
Module panels	PK8 <sup>1)</sup>	PK4 <sup>2)</sup>	PK8 <sup>1)</sup>	PK4 <sup>2)</sup>
Front head	removable	removable	removable	removable
Front head panel	PK8 <sup>1)</sup>	PK4 <sup>2)</sup>	PK8 <sup>1)</sup>	PK4 <sup>2)</sup>
Rear head	fixed	fixed	fixed	fixed
Rear head panel	PK8 <sup>1)</sup>	PK4 <sup>2)</sup>	PK8 <sup>1)</sup>	PK4 <sup>2)</sup>
Raised lower edge of heads	9,5 cm	9,5 cm	9,5 cm	9,5 cm
Supporting profiles	M	M	L	L
Track	AIR double-sided	AIR double-sided	AIR double-sided	AIR double-sided
Module locking	lockable			
Colour	Silver, Anthracite DB 703			
BOX package size	445 x 48 x 127 cm	445 x 48 x 127 cm	561 x 55 x 127 cm	561 x 55 x 127 cm
BOX package weight	310 kg	420 kg	480 kg	650 kg

<sup>1)</sup> PK8 = Transparent channel polycarbonate with a thickness of 8 mm with UV protection.  
<sup>2)</sup> PK4 = Transparent solid polycarbonate with a thickness of 4 mm with UV protection.  
<sup>3)</sup> Applies when the edge of the pool is up to 3 cm above ground level. Contact your dealer if the edge of the pool is raised higher.



# DALLAS / DALLAS CLEAR

series



## DALLAS / DALLAS CLEAR

If you like round shapes and graceful curves, the DALLAS pool enclosure is the best solution for you. Thanks to its elegant design, this enclosure is one of the most popular shapes and fits into any garden.

## Main advantages of the ALBIXON BOX


- ➔ Available on a short lead time
- ➔ Quick and easy installation
- ➔ Packaging variability

## Enclosure construction

- › Highly resistant profiles
- › Rounded shape
- › Intensive stress tests successfully achieved

Air rails are easy to embed into the ground, are fully walkable and the anchoring elements are hidden.

Wheels with stainless steel sealed bearings are easy to move. It includes hooks to prevent lifting the modules.



# DALLAS / DALLAS CLEAR

custom



CUSTOM DALLAS/DALLAS CLEAR – POSSIBLE DIMENSIONS

outer width up to (cm)	profile type	minimum height for the specified number of modules (cm)						
		1 module	2 modules	3 modules	4 modules	5 modules	6 modules	7 modules
301–350	M	65	70	76	81	87	–	–
351–400	M	69	74	79	84	90	95	101
401–450	M	74	79	83	88	93	99	104
451–500	L	81	85	89	94	98	103	108
501–550	L	88	92	96	100	105	109	114
551–600	L+	98	101	105	108	112	116	121
601–650	XL	136	144	153	162	171	180	189
651–700	XL	141	149	157	165	174	182	191
701–750	XL	146	154	162	170	178	186	194
751–800	XL	153	160	167	175	183	191	199

**Panels:**  
**PK4** = Transparent solid polycarbonate, clear/smoky, with a thickness of 4 mm with UV protection – for all profiles used.  
**PK8** = Cellular polycarbonate with a thickness of 8 mm, transparent / grey, with UV protection – for L and L+ profiles.  
**PK10** = Tube clear/smoke polycarbonate with a thickness of 10 mm with UV protection – for XL profiles. In the case of XL profiles, the heads are always made of PK 8-mm or PK4 panels.



According to the current sample book

# DALLAS / DALLAS CLEAR

custom



## Custom production options

- ➔ Custom dimensions of enclosure
- ➔ Selection of the panel colour
- ➔ The position of the doors should be consulted with the manufacturer first
- ➔ Completely individual configuration
- ➔ Choice of more than 40 colours and patterns of the supporting structure

## Enclosure construction

- **Highly resistant profiles**
- **Rounded shape**
- **Intensive stress tests successfully achieved**



Wheels with stainless steel sealed bearings are easy to move. It includes hooks to prevent lifting the modules.

Air rails are easy to embed into the ground, are fully walkable and the anchoring elements are hidden.

# KLASIK PRO / KLASIK PRO CLEAR

## series



SPECIFICATIONS	KLASIK PRO B	KLASIK PRO CLEAR B
Maximum covered area <sup>3)</sup>	413 x 850 cm	413 x 850 cm
Number of modules	4	4
Outer width "B"	471 cm	471 cm
Inner width "A"	429 cm	429 cm
Outer length "E"	860 cm	860 cm
Outer height "V"	100 cm	100 cm
Side entrance	✓	✓
Module panels	PK8 <sup>1)</sup>	PK4 <sup>2)</sup>
Front head	removable	removable
Front head panel	PK8 <sup>1)</sup>	PK4 <sup>2)</sup>
Rear head	fixed	fixed
Rear head panel	PK8 <sup>1)</sup>	PK4 <sup>2)</sup>
Raised lower edge of heads	9,5 cm	9,5 cm
Supporting profiles	L	L
Track	AIR double-sided	AIR double-sided
Module locking	lockable	lockable
Colour	Anthracite DB 703	Anthracite DB 703
BOX package size	561 x 55 x 127 cm	561 x 55 x 127 cm
BOX package weight	470 kg	610 kg

<sup>1)</sup> PK8 = Transparent channel polycarbonate with a thickness of 8 mm with UV protection.  
<sup>2)</sup> PK4 = Transparent clear polycarbonate with a thickness of 4 mm with UV protection.  
<sup>3)</sup> Applies when the edge of the pool is up to 3 cm above ground level. Contact your dealer if the edge of the pool is raised higher.



Anthracite DB 703

# KLASIK PRO / KLASIK PRO CLEAR

## series



### KLASIK PRO / KLASIK PRO CLEAR

We would like to present to you a model from the ALBIXON BOX series, the KLASIK PRO enclosure. Just to avoid confusion, this is really a KLASIK enclosure. Large enclosed area, minimum height, maximum resistance to snow load, easy and fast installation – these are the significant advantages of the KLASIK PRO enclosure. What you will appreciate is the low profile and elegant lines.

### Main advantages of the ALBIXON BOX

- ➔ Available on a short lead time
- ➔ Quick and easy installation
- ➔ Packaging variability

#### Enclosure construction

- › Highly resistant profiles
- › Rounded shape
- › Intensive stress tests successfully achieved

Air rails are easy to embed into the ground, are fully walkable and the anchoring elements are hidden.

Wheels with stainless steel sealed bearings are easy to move. It includes hooks to prevent lifting the modules.



# KLASIK / KLASIK CLEAR

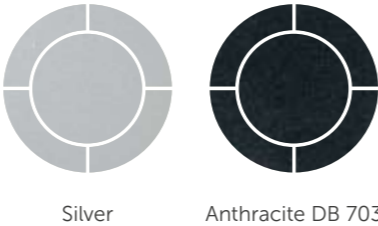
series



SPECIFICATIONS    KLASIK S    KLAS. CLEAR S    KLASIKA    KLAS. CLEAR A    KLASIK B    KLAS. CLEAR B    KLASIK C    KLAS. CLEAR C    KLASIK D    KLAS. CLEAR D

Maximum covered area <sup>3)</sup>	331 × 420 cm		317 × 635 cm		413 × 850 cm		499 × 1060 cm		564 × 1276 cm	
Number of modules	2	2	3	3	4	4	5	5	6	6
Outer width "B"	361 cm	361 cm	361 cm	361 cm	471 cm	471 cm	571 cm	571 cm	650 cm	650 cm
Inner width "A"	347 cm	347 cm	333 cm	333 cm	429 cm	429 cm	515 cm	515 cm	580 cm	580 cm
Outer length "E"	433 cm	433 cm	646 cm	646 cm	860 cm	860 cm	1 073 cm	1 073 cm	1 286 cm	1 286 cm
Outer height "V"	100 cm	100 cm	100 cm	100 cm	130 cm	130 cm	155 cm	155 cm	175 cm	175 cm
Side entrance	✓	✓	✓	✓	✓	✓	✓	✓	✓	✓
Module panels	PK8 <sup>1)</sup>	SAN <sup>2)</sup>	PK8 <sup>1)</sup>	SAN <sup>2)</sup>	PK8 <sup>1)</sup>	SAN <sup>2)</sup>	PK8 <sup>1)</sup>	SAN <sup>2)</sup>	PK8 <sup>1)</sup>	SAN <sup>2)</sup>
Front head	removable	removable	removable	removable	removable	removable	removable	removable	removable	removable
Front head panel	PK8 <sup>1)</sup>	SAN <sup>2)</sup>	PK8 <sup>1)</sup>	SAN <sup>2)</sup>	PK8 <sup>1)</sup>	SAN <sup>2)</sup>	PK8 <sup>1)</sup>	SAN <sup>2)</sup>	PK8 <sup>1)</sup>	SAN <sup>2)</sup>
Rear head	fixed	fixed	fixed	fixed	fixed	fixed	fixed	fixed	fixed	fixed
Rear head panel	PK8 <sup>1)</sup>	SAN <sup>2)</sup>	PK8 <sup>1)</sup>	SAN <sup>2)</sup>	PK8 <sup>1)</sup>	SAN <sup>2)</sup>	PK8 <sup>1)</sup>	SAN <sup>2)</sup>	PK8 <sup>1)</sup>	SAN <sup>2)</sup>
Raised lower edge of heads	9,5 cm	9,5 cm	9,5 cm	9,5 cm	9,5 cm	9,5 cm	9,5 cm	9,5 cm	9,5 cm	9,5 cm
Supporting profiles	M	M	M	M	M	M	L	L	L	L
Track	AIR double-sided									
Module locking	lockable									
Colour	Anthracite DB 703				Silver, Anthracite DB 703				Anthracite DB 703	
BOX package size	430 × 41 × 157 cm				563 × 47 × 188 cm		606 × 61 × 175 cm		680×73×200 cm	
BOX package weight	240 kg	300 kg	290 kg	380 kg	470 kg	600 kg	680 kg	860 kg	880 kg	1 220 kg

<sup>1)</sup> PK8 = Transparent channel polycarbonate with a thickness of 8 mm with UV protection.  
<sup>2)</sup> SAN = Transparent panel with a thickness of 4 mm.  
<sup>3)</sup> Applies when the edge of the pool is up to 3 cm above ground level.  
Contact your dealer if the edge of the pool is raised higher.



# KLASIK / KLASIK CLEAR

series



## KLASIK / KLASIK CLEAR

An enclosure of medium height suitable for everyone, a traditional product you will never stop enjoying... that is our KLASIK enclosure. Choose an enclosure that will serve you for many years.

## Main advantages of the ALBIXON BOX

- ➔ Available on a short lead time
- ➔ Quick and easy installation
- ➔ Packaging variability

## Enclosure construction

- Highly resistant profiles
- Rounded shape
- Intensive stress tests successfully achieved

Wheels with stainless steel sealed bearings are easy to move. It includes hooks to prevent lifting the modules.

Air rails are easy to embed into the ground, are fully walkable and the anchoring elements are hidden.



# KLASIK / KLASIK CLEAR

custom



CUSTOM KLASIK/KLASIK CLEAR – POSSIBLE DIMENSIONS

outer width up to (cm)	profile type	minimum height for specified number of modules (cm)						
		1 module	2 modules	3 modules	4 modules	5 modules	6 modules	7 modules
251-300	M	80	85	85	90	95	95	100
350	M	90	95	100	100	105	105	110
400	M	105	105	110	110	115	115	120
450	M	115	115	120	120	125	130	130
500	M	125	125	130	135	135	140	140
550	L	135	140	140	145	145	150	150
600	L	145	150	150	155	155	160	160
650	L	160	160	165	165	170	170	175
700	XL	185	205	205	220	225	225	230
750	XL	195	220	230	235	235	240	245
800	XL	210	230	235	245	250	255	260
850	XL	245	250	255	260	265	270	270
900	XL	260	265	270	270	275	280	280

**Panels:**  
**PK4** = Transparent solid polycarbonate, clear/smoky, with a thickness of 4 mm with UV protection – for all profiles used.  
**PK8** = Cellular polycarbonate with a thickness of 8 mm, transparent / grey, with UV protection – for L profiles.  
**PK10** = Tube clear/smoke polycarbonate with a thickness of 10 mm with UV protection – for XL profiles. In the case of XL profiles, the heads are always made of PK 8-mm or PK4 panels.  
**SAN** = Transparent panel with a thickness of 4 mm.



# KLASIK / KLASIK CLEAR

custom



## Custom production options

- ➔ Custom dimensions of enclosure
- ➔ Selection of the panel colour
- ➔ The position of the doors should be consulted with the manufacturer first
- ➔ Completely individual configuration
- ➔ Choice of more than 40 colours and patterns of the supporting structure

## Enclosure construction

- › Highly resistant profiles
- › Rounded shape
- › Intensive stress tests successfully achieved



# MONACO FUTURE

custom



CUSTOM MONACO FUTURE – POSSIBLE DIMENSIONS

outer width up to (cm)	profile type	minimum height for the specified number of modules (cm)						
		1 module	2 modules	3 modules	4 modules	5 modules	6 modules	7 modules
351–400	L	200	200	200				
401–450	L	200	200	200	200	200	200	200
451–500	L	200	200	200	200	200	200	200
501–550	L+	200	200	201	202	203	204	205
551–600	L+	219	220	221	223	224	225	226

**Panels:**  
**PK4** = Transparent solid polycarbonate, clear/smoky, with a thickness of 4 mm with UV protection.  
**PK8** = Channel polycarbonate, clear/smoky, with a thickness of 8 mm with UV protection.  
**SAN** = Transparent panel with a thickness of 4 mm.



According to the  
current sample book

# MONACO FUTURE

custom



## MONACO FUTURE

The full height MONACO FUTURE enclosure becomes a unique decorative feature of each garden. Have fun with your friends by the swimming pool, play with your children in the water, improve your fitness by swimming or just relax peacefully regardless of the weather outside.


## Custom production options

- ➔ Custom dimensions of enclosure
- ➔ Selection of the panel colour
- ➔ The position of the doors should be consulted with the manufacturer first
- ➔ Completely individual configuration
- ➔ Choice of more than 40 colours and patterns of the supporting structure

- Enclosure structure**
- › highly durable profiles
  - › rounded shape
  - › undergoes demanding stress tests

The rollers, with their stainless steel encapsulated bearings, slide easily. Hooks to prevent the lifting of modules are included.

The Air track can be walked on, is easy to sink into the ground and provides hidden anchoring elements.



# CASABLANCA

custom



CUSTOM CASABLANCA – POSSIBLE DIMENSIONS

outer width up to (cm)	profile type	minimum height for the specified number of modules (cm)						
		1 module	2 modules	3 modules	4 modules	5 modules	6 modules	7 modules
151–200	L	38	44	50	56	62	68	74
250	L	42	48	54	60	66	72	78
300	L	45	51	57	63	69	75	81
350	L	48	54	60	66	72	78	84
400	L	51	57	63	69	75	81	87
450	L	55	61	67	73	79	85	91
500	L	58	64	70	76	82	88	94
550	L+	61	67	73	79	85	91	97
600	L+	65	71	77	83	89	95	101
650	XL	81	91	101	110	120	128	137
700	XL	85	94	104	113	123	132	140
750	XL	88	98	107	117	126	135	143
800	XL	91	101	110	120	130	138	147
850	XL	95	104	114	123	133	141	150

**Panels:**  
**PK4** = Transparent solid polycarbonate, clear/smoky, with a thickness of 4 mm with UV protection – for all profiles used.  
**PK8** = Cellular polycarbonate with a thickness of 8 mm, transparent / grey, with UV protection – for L and L+ profiles.  
**PK10** = Tube clear/smoke polycarbonate with a thickness of 10 mm with UV protection – for XL profiles. In the case of XL profiles, the heads are always made of PK 8-mm or PK4 panels.



According to the current sample book

# CASABLANCA

custom



## CASABLANCA

The CASABLANCA enclosure – a dominant landmark of your garden. It is not only an elegant enclosure for your pool, but also a space for versatile use. You no longer need to have any worries about the weather when you want to have some fun with your friends by the pool.

## Custom production options

- ➔ Custom dimensions of enclosure
- ➔ Selection of the panel colour
- ➔ The position of the doors should be consulted with the manufacturer first
- ➔ Completely individual configuration
- ➔ Choice of more than 40 colours and patterns of the supporting structure

- Enclosure structure**
- › highly durable profiles
  - › rounded shape
  - › undergoes demanding stress tests

The rollers, with their stainless steel encapsulated bearings, slide easily. Hooks to prevent the lifting of modules are included.

The Air track can be walked on, is easy to sink into the ground and provides hidden anchoring elements.



# DALLAS WALL-MOUNTED

custom



CUSTOM DALLAS WALL-MOUNTED – POSSIBLE DIMENSIONS

outer width up to (cm)	profile type	minimum height for the specified number of modules (cm)						
		1 module	2 modules	3 modules	4 modules	5 modules	6 modules	7 modules
201–250	L	90	97	104	111	118	125	132
300	L	95	102	109	116	123	130	137
350	L	100	107	114	121	128	135	142
400	L	105	112	119	126	133	140	147
450	L	110	117	124	131	138	145	152
500	L+	115	122	129	136	143	150	157
550	L+	120	127	134	141	148	155	162

**Panels:**  
**PK4** = Transparent solid polycarbonate, clear/smoky, with a thickness of 4 mm with UV protection – for all profiles used.  
**PK8** = Channel polycarbonate, clear/smoky, with a thickness of 8 mm with UV protection – for all profiles used.



According to the  
current sample book

# DALLAS WALL-MOUNTED

custom



## DALLAS WALL-MOUNTED

How to best cover a swimming pool located near a wall? The solution is DALLAS WALL-MOUNTED, which offers you an unexpected amount of space in a small area.

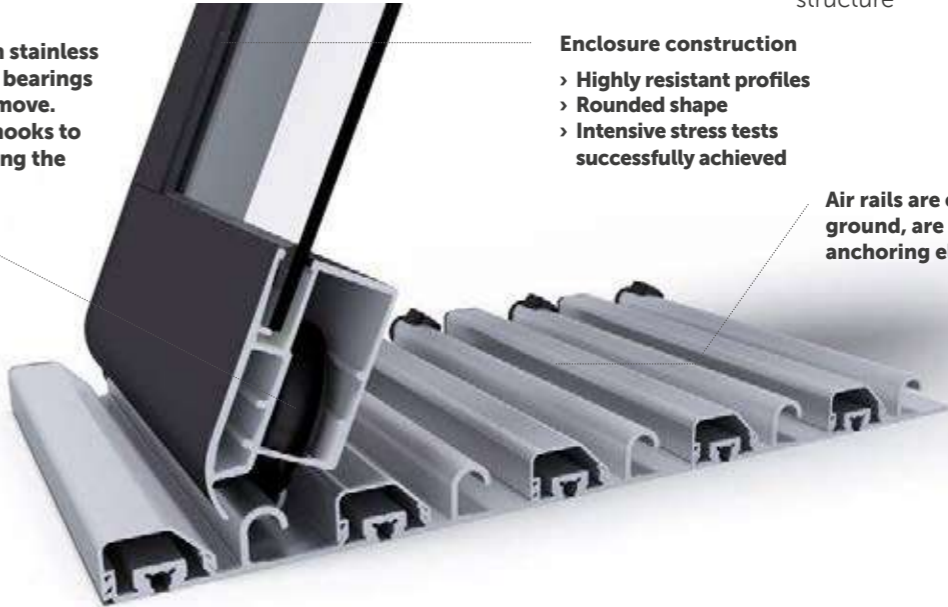
## Custom production options

- ➔ Custom dimensions of enclosure
- ➔ Selection of the panel colour
- ➔ The position of the doors should be consulted with the manufacturer first
- ➔ Completely individual configuration
- ➔ Choice of more than 40 colours and patterns of the supporting structure

**Wheels with stainless steel sealed bearings are easy to move. It includes hooks to prevent lifting the modules.**

**Enclosure construction**  
 › Highly resistant profiles  
 › Rounded shape  
 › Intensive stress tests successfully achieved

**Air rails are easy to embed into the ground, are fully walkable and the anchoring elements are hidden.**



# Profiles and Rails

## Supporting profiles

### M profiles

These are profiles for small and medium enclosures. Elegantly rounded and firm inside and out.

Cross-section 40 x 55 mm.



### L profiles

They are suitable for medium-sized enclosures. They have the same appearance as M profiles, but their structure is reinforced.

Cross-section 40 x 55 mm.



### L+ profiles

Profiles for large enclosures. The middle profile is larger compared to the L series.

Cross-section 40 x 55 mm and 40 x 72 mm.



### XL profiles

This profile series is designed for the largest enclosures, where there is an emphasis on uncompromising durability.

Cross-section 73 x 55 mm.



## Rails

### AIR rails

They are suitable for enclosures made from M, L, and L+ profiles. The rails are manufactured in such a way that the anchor bolts are not visible. We offer a version for enclosures with a low and high impact angle.

Height 20 mm, pitch 70 mm.



### AIR rails 110 mm

AIR rails specifically designed for the CASABLANCA enclosure with XL profiles.

Height 20 mm, pitch 110 mm.



### Rails Standard XL

Standard rails specifically designed for the KLASIK and DALLAS enclosure with XL profiles.

Height 25 mm, pitch 110 mm.



### Wall-mounted rail

Wall-mounted rail for the DALLAS enclosure.

Height 70 mm, pitch 70 mm.




# Panels and Colours

## Panels

### Compact polycarbonate

The most popular variant is the compact polycarbonate PK4 with a thickness of 4 mm. You will love its elegant appearance and perfect transparency. **UV protection as standard and available in 2 colours.**



### Channel polycarbonate

The channel polycarbonate PK8 and PK10 with a thickness of 8 or 10 mm is stable. It has excellent insulation capabilities and provides plenty of privacy when swimming under a roof. **UV protection as standard and available in 2 colours.**



### Standard styrene acrylonitrile

An economical option is styrene acrylonitrile SAN with a thickness of 4mm. You will love it especially for its attractive price, while maintaining a pleasant appearance and high transparency. **UV protection as standard and only available in clear.**



## Profile colours

We use highly resistant powder paints for enclosure structures, which we apply in our own paint shop. In addition to the standard Silver and Anthracite DB 703, other colours from our sample book are also popular, as well as design patterns that will complement the colour of your house or window frames.

In the case of standard enclosures, the colours are given. The colours for custom enclosures are as follows:

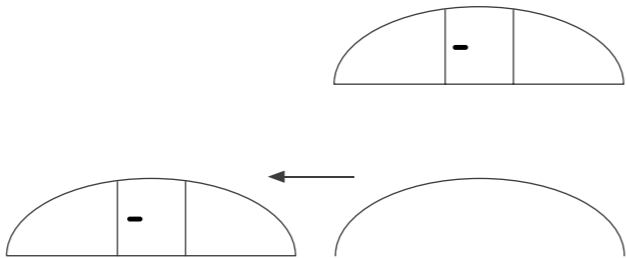
SILVER Basic colours	ANTHRACITE DB 703 Basic colours	PINE Additional colours	CARBON Additional colours	DOUGLAS Additional colours
SHIRE OAK Additional colours	ELM Additional colours	CHESTNUT Additional colours	WALNUT Additional colours	ROVERE Additional colours
ZEBRANO Additional colours	GOLDEN OAK Additional colours	GREEN RAL 6005 Additional colours	GREY RAL 7016 Additional colours	BRONZO Additional colours
RUSTIK Additional colours	MAHAGON Additional colours	WHITE RAL 9016 Additional colours	PREMIUM COLOURS RAL Colours	

# Enclosure details

## Front and back panels

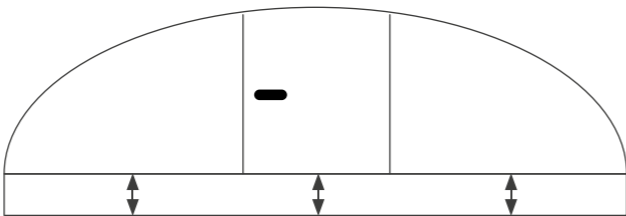
- Fixed
- Removable

The front and back panels of the enclosure can be fixed permanently with screws or kept removable using a panel screw. We recommend removable panels when the enclosure cannot be fully opened out of the swimming pool area and you commonly swim under. The removable panel can be fitted with lockable panel screws. Depending on the size, the panel can be made as a single piece or in multiple pieces.



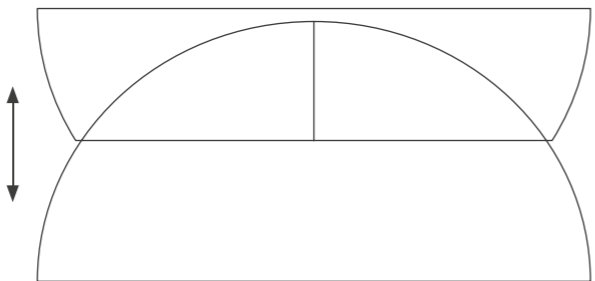
## Raised bottom panel edges

This detail facilitates smooth movement of the enclosure for example over an elevated pool border. We offer an elevation of the bottom panel edge, covered by a durable canvas, up to 15 cm. If the elevation is higher, the sealing of the enclosure will be impaired.



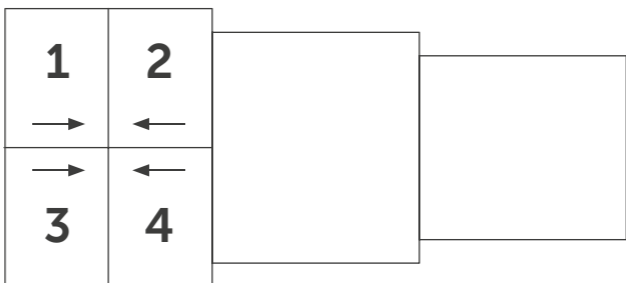
## Clapper

The lower part of the front panel is opened upwards for unobstructed movement of the enclosure over obstacles, such as a ladder or a spring-board. The maximum clapper height is up to half the height of the front/back panel. ATTENTION! There can't be any door in the panel in combination with a clapper. We always recommend consulting the manufacturer on the use of a clapper.



## Side entrance

It is usually located on the biggest module. It can be placed in 4 module quadrants. The side entrance is lockable.

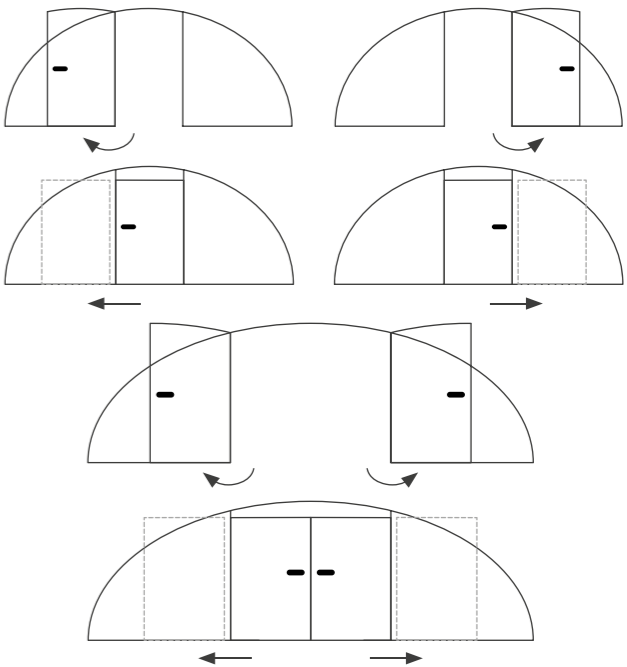


# Enclosure details

## Doors in front/back panels

- Hinged (left, right)
- Sliding (left, right)
- Double-wing (hinged, sliding)

They can be hinged or sliding. The standard width is 80 cm for single-wing and 120 cm for double-wing doors. If the required door width exceeds 90 cm and 140 cm for single-door and double-wing doors, respectively, we recommend using the sliding variant for better stability. We also recommend sliding doors for higher enclosures. We do not recommend a door in the front/back panel of the CASABLANCA INFINITY enclosure. If a hinged door is positioned off -centre, the hinges need to be placed on the side of the door closer to the axis. Doors are available in versions with a door-sill or without.



## Stoppers

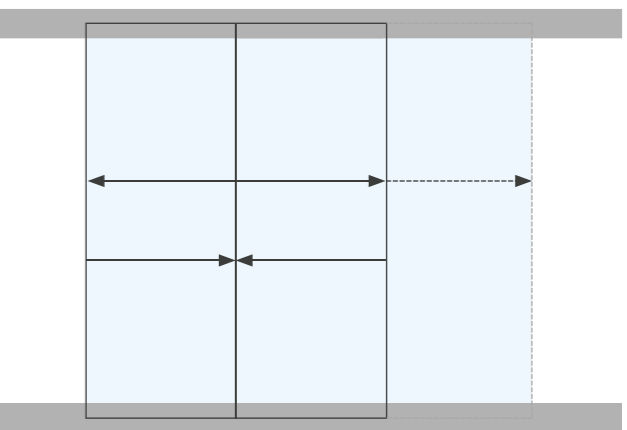
- Non-lockable
- Lockable

As a standard, each module is supplied with two stoppers in its open/close position. For even higher safety, the stoppers can be lockable. The stoppers are controlled from the outside of the enclosure as a standard, except the smallest module where a user can operate the stopper from the inside due to safety reasons - when the user has been locked inside the enclosure he can open the module from within.



## Module length

The enclosure modules have a standard length of 219 cm, unless specified otherwise. The recommended module length ranges between 180 and 250 cm. We do not recommend any other size in order to preserve smooth enclosure movement. We recommend only standard sizes of the CASABLANCA INFINITY enclosure modules. It might be necessary to add supporting arches to maintain a certified loading capacity when a longer length has been specified.



# ACCESSORIES

We make sure that we are a one-stop pool shop for you.  
That is why you will find a wide range of pool accessories here.

## Why BRILIX accessories?

- high quality branded components
- short delivery times within EU
- optimal price/quality ratio
- complete product range
- the reliable solution for your swimming pool

MOVER

Did you know that...?

BRILIX accessories can now be comfortably  
controlled using the mobile app.



# MOOVER

The best way to get your enclosure moving



MOOVER	PARAMETERS	VALUE	NOTES
Dimensions	Length	1157 mm	
	Width (without mounting brackets and external connectors)	80 mm	
	Width (with mounting brackets)	110 mm	
	Height	163 mm	With retracted wheel.
Weight	Weight of MOOVER (incl. battery)	27 kg	
	Weight of package	30 kg	
Electronics: power supply	MOOVER's standby time (the value is only approximate – without the support of the integrated solar panel)	Up to 800 hours	In ideal conditions and at 100% charge.
	Remote control in standby mode (the value is approximate)	Two years	In ideal conditions.
	Maximum voltage in the system	18 V	Integrated solar panel circuit – the voltage depends on ambient conditions.
	Rated voltage of the main battery	12 V	
	Maximum voltage of the main battery	14.4 V	Only during charging.
	Capacity of the main battery	18 Ah	
	Maximum charging current of the integrated solar panel	7.5 W	
	Battery type	Pb	Dimensions: Length – 151 mm, Width 65 mm, Height – 94 mm, Height with connectors – 98 mm
	Charging adapter	3 A, 18 V, 60 W	
	INPUT	00 – 240 VAC 50/60Hz, 1.4A	
	OUTPUT	18 VDC, 3.33A, 60 W MAX.	
Electronics: antenna	Band	2.4 GHz	
	Range	Up to 15 m	Depending on ambient conditions.
	Maximum number of paired transmitters	10	When another remote control is paired, the first paired remote is automatically disconnected
Drive	Gearbox type	Auger	
	Motor power	150 W	
Safety features	Current load limitation – software	-	According to firmware settings.
	Current load limitation – hardware	Fuse 15 A	
Device protection	IP Coverage	IPX4	
User Terms	Maximum height curvature of the floor	8 mm	
	Minimum floor width from the edge of the enclosure (not rails)	120 mm	

60

We are proud to announce that our innovative product MOOVER has won the prestigious Red Dot Award 2023 for product design.

# MOOVER

Everything you need to know



MOOVER is quiet and smooth in operation; it is remotely controlled and solar charged. You can install it yourself on to a new or existing enclosure.

We have developed the MOOVER – a modern and technologically advanced electric moving system for enclosures. Developed in cooperation with engineers from the automotive industry, a must have for every owner of a pool with an enclosure.

**Power unit:** The high-capacity battery (12 V, 18 Ah) can power the electric moving system for up to 1,5 hours of continuous operation. What is more, thanks to the 7 Wh solar panel, MOOVER can have enough energy for normal operation throughout the bathing season if there is enough sunlight.

**LED panel:** The intelligent LED panel informs you about the current status of your MOOVER.

**Suspension system:** The rubber wheel, which transmits all the power of the drive system, ensures optimum traction on most surfaces, even in wet conditions<sup>1)</sup>. Traction on uneven surfaces is also helped by a spring that can overcome up to 8 mm of unevenness.

**Drive system:** The 150 W electric motor is directly connected to a hermetically sealed auger gearbox with semi-fluid lubricant. Thanks to this connection, the electric drive can generate sufficient power with minimal energy consumption. The entire gearbox, including the belt, is also maintenance-free and damped with silent blocks.

**Mounting system:** The installation of the MOOVER to an enclosure is straightforward and simple enough for anyone to install, and versatile enough to be installed on almost any enclosures<sup>2)</sup>.

**Design solution:** Thanks to its universal design, MOOVER can be installed with most types of pool enclosures manufactured by ALBIXON or other manufacturers<sup>2)</sup>.

**Stay in the loop:** Detailed overview and safe operation are ensured by a digital LED panel that visually alerts you to the end of the track, informs you of the battery level and indicates the direction of movement of the enclosure.

61

<sup>1)</sup> In the event of any problems with a slippery surface, adhesion enhancers can be used to address this issue. Check with your nearest dealer for this option.  
<sup>2)</sup> MOOVER can be installed with all types of track enclosure without a negative impact angle. The product is not intended for wall-mounted enclosures. MOOVER cannot be installed on to the MIAMI enclosure.

# BRILIX INVERBOOST PX heat pumps



MODEL		XHPFD 100 PX	XHPFD 140 PX
Max. heat output	kW	9,5	13,5
Max. input	kW	1,51	2,14
Max. heating factor*	COP	16	16
Voltage	V	220–240	220–240
Nominal current	A	6,7	9,5
Recommended pool volume	m <sup>3</sup>	12–34	16–65
Recommended water flow rate	m <sup>3</sup> .h <sup>-1</sup>	2,9	4,2
Diameter of inlet/outlet water piping	mm	50	50
Optional touch screen		✓	✓
Optional Wi-Fi connection		✓	✓
Cooling function		✓	✓
Noise at 10 m	dB(A)	25	28
Noise at 1 m	dB(A)	32–46	34–48
Water pressure	kPa	12	15
Coolant	g	650	840
Type of coolant		R32	R32
Invertor		✓	✓
Net dimensions	mm	855 x 325 x 565	986 x 352 x 672
Net weight	kg	68	78
Package dimensions	mm	942 x 375 x 695	1073 x 402 x 805
Gross weight	kg	73	83

The BRILIX INVERBOOST PX models are the flagship among heat pumps. These devices with inverters are characterised by very quiet operation while maintaining maximum performance and efficiency. They are controlled via a touch screen or remotely via Wi-Fi. They work in three modes, Eco, Normal and Boost, allowing you to choose the speed at which water is heated and electricity is consumed. The ecological coolant R32 is used..

# BRILIX INVERBOOST E heat pumps



MODEL		INVERBOOST C   XHPFDPLUS 100 E	INVERBOOST C   XHPFDPLUS 160 E
Max. heat output	kW	9	16
Max. input	kW	1,55	2,67
Max. heating factor*	COP	13	13
Voltage	V	220–240	220–240
Nominal current	A	6,65	11,31
Recommended pool volume	m <sup>3</sup>	0–40	25–65
Recommended water flow rate	m <sup>3</sup> . h <sup>-1</sup>	3	5
Diameter of inlet/outlet water piping	mm	50	50
Optional touch screen		✓	✓
Optional Wi-Fi connection		✓	✓
Cooling function		✓	✓
Noise at 10 m	dB(A)	32–44	33–44
Noise at 1 m	dB(A)	40–52	41–56
Water pressure	kPa	15	15
Coolant	g	650	1100
Type of coolant		R32	R32
Invertor		✓	✓
Net dimensions	mm	1008 x 380 x 577	1050 x 440 x 709
Net weight	kg	56	78
Package dimensions	mm	1095 x 430 x 705	1130 x 470 x 850
Gross weight	kg	68	83

The INVERBOOST E series is an inverter series of heat pumps with comfortable control. The inverter works in three modes: Eco, Normal and Boost. You can choose the heating rate and thus the electricity consumption. By adding a touch screen and Wi-Fi connection, you can control the device from your mobile phone. The ecological coolant R32 is used.

# BRILIX XHPFD PLUS heat pumps

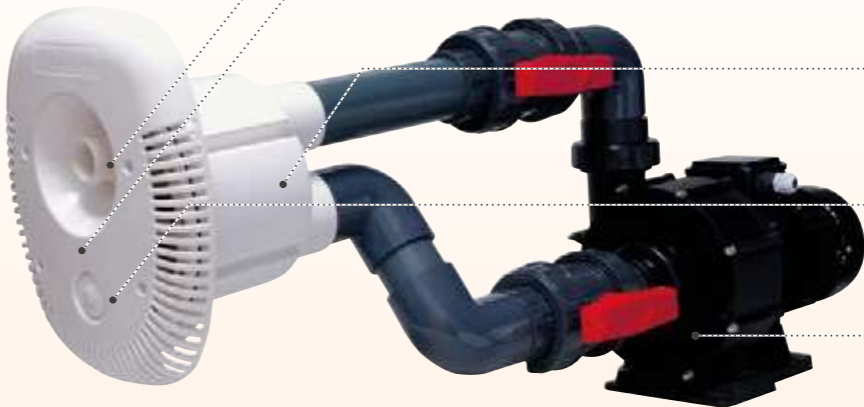


MODEL XHPFDPLUS 60 XHPFDPLUS 100 XHPFDPLUS 140 XHPFDPLUS 160 XHPFDPLUS 200

Max. heat output	kW	5	9	12	15	18
Max. input	kW	0,8	1,44	1,92	2,40	2,88
Max. heating factor*	COP	6,25	6,25	6,25	6,25	6,25
Voltage	V	220–240	220–240	220–240	220–240	220–240/380–400
Nominal current	A	4,5	7,1	9,5	9,5	14,2
Recommended pool volume	m³	0–20	25–40	35–60	40–65	60–90
Recommended water flow rate	m³ . h <sup>-1</sup>	2.5~3,2	2.8~5,6	3,5~7,1	4~7,9	5,6~11,2
Diameter of inlet/outlet water piping	mm	50	50	50	50	50
Optional touch screen		✓	✓	✓	✓	✓
Optional Wi-Fi connection		✓	✓	✓	✓	✓
Cooling function		✓	✓	✓	✓	✓
Noise at 10 m	dB(A)	35	36	37	42	42
Noise at 1 m	dB(A)	44	45	46	51	51
Water pressure	kPa	12	15	15	15	16
Coolant	g	500	650	850	900	1700
Type of coolant		R32	R32	R32	R32	R410a
Invertor		X	X	X	X	X
Net dimensions	mm	935 x 360 x 545	935 x 360 x 545	1045 x 410 x 695	1045 x 410 x 695	1045 x 410 x 850
Net weight	kg	44	51	61	72	100
Package dimensions	mm	1060 x 380 x 590	1060 x 380 x 590	1140 x 430 x 740	1140 x 430 x 740	1140 x 430 x 990
Gross weight	kg	47	55	65	76	110

Powerful XHPFDPLUS heat pumps are the mainstays in our offer. Now with a modern look and the optional touch screen and Wi-Fi connection. Most versions use the ecological coolant R32.

# BRILIX ELEGANCE swim jets



- **Jet**  
Allows continuous regulation of intensity and direction of the water flow.
- **Mask**  
Elegant design, contains suction, discharge and a control button.
- **Swim jet body**  
Universal design for assembly in all common types of swimming pools.
- **Pneumatic on/off switch or Piezoelectric on/off switch**  
For easy swim jet control directly from the swimming pool.
- **Heavy-duty pump**  
We offer a version for 230 and 400 V.

MODEL ELEGANCE 70 ELEGANCE 80 ELEGANCE 95

Voltage	230/400 V	400 V	400 V
Output	70 m³/h	80 m³/h	95 m³/h
Input	2,2 kW	3 kW	4 kW
Jet diameter	40 mm	40 mm	40 mm
Pipe diameter	75 mm	75 mm	75 mm

Would you like to swim in your own Olympic-sized swimming pool but your garden is too small? The ELEGANCE swim jet is here for you. It will enable you to practice your swimming endurance even in a small pool and to push the limits of your abilities further and further. The counter-current can be turned on and off safely directly from the pool. At the same time, you can easily regulate the direction and intensity of the water flow, which will surely be appreciated by your whole family.



Electric circuit breaker for pneumatic control

For safe connection to a power grid.

Standard switch-on and switch-off of counter current.



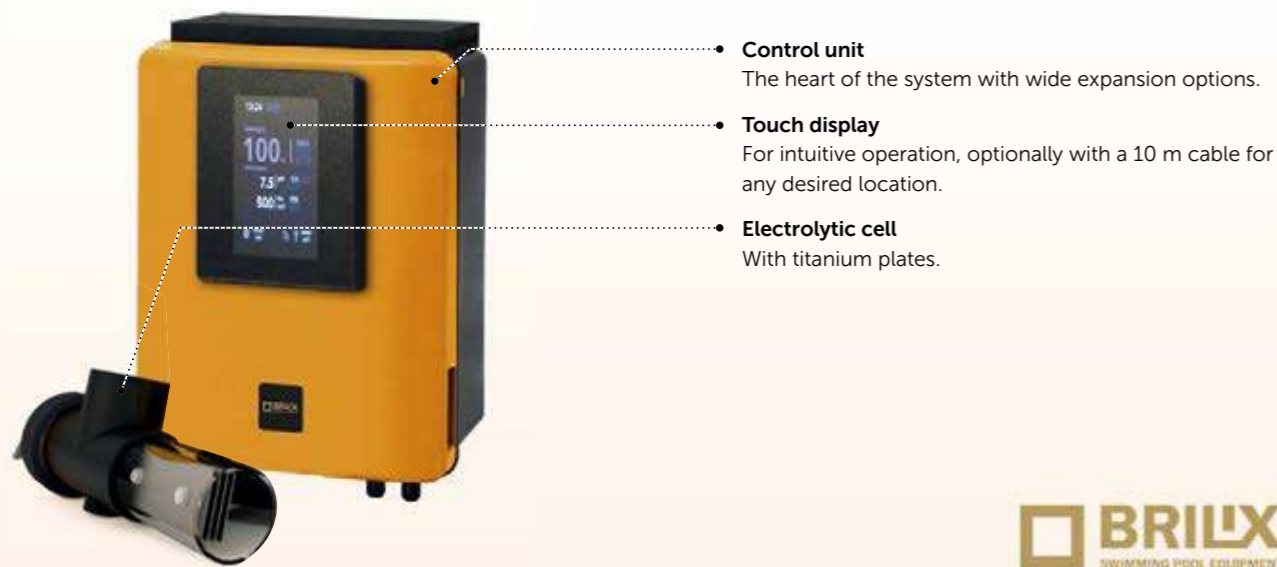
Electric circuit breaker for piezoelectric control

For safe connection to a power grid.

Innovative piezoelectric switching ensures reliable operation. In addition, the control unit features automatic switch-off after a set time. The option of switching directly from the pool is enabled by a remote control to be used outside the pool.



# UV SCENIC salt dispensers




## TECHNICAL PARAMETERS

## UV SCENIC

Power intensity	0–100%
Max. production of Cl <sub>2</sub>	X
Salt concentration	1,5–3 g/l NaCl
Pool volume (up to 28 °C)	65 m <sup>3</sup>
Pool volume (+ 28 °C)	40 m <sup>3</sup>
Display	Colour 2.8" TFT
Power supply	220 V 50/60 Hz
Output	8–15 A
Max. consumption	230 W
Dimensions	220 x 115 x 270 mm
Automatic cleaning	Programmable from 1 to 24 hours
Safety flow sensor	Gas and mechanical
Alarms	insufficient amount of salt; no flow, - low / high pH values; max. pH measurement time; memory error
Salt concentration display	Salt detection in g.l-1 (± 10 %)
Electrolytic cell	5 titanium plates of MONOPOLAR cell
Minimum flow	5 m <sup>3</sup> . h-1
Tube connection diameter	63 mm
Maximum pressure	4 kg . cm-2
Maximum temperature	45 °C
Self-cleaning	YES
Communication	MODBUS / Wi-Fi
Control of main outputs	filtration time; lighting; temperature
Control of additional outputs	4 relays controlling other devices

# UV SCENIC salt dispensers



## AUTOMATIC CHECKS

## UV SCENIC

pH PROBE <sup>1)</sup>	It detects the pH of the water so that the salt dispenser can automatically adjust the pH to the desired value. Measuring range: 0-14 ± 0.1 pH.
TEMPERATURE <sup>1)</sup>	Detects the water temperature to be shown on the display. Measurement range: 0-100 ± 1 °C.
REDOX <sup>1)</sup>	It is used to determine the water purity status for setting the electrolysis performance (on/off). Packaging: REDOX probe <sup>1)</sup> , calibration solutions and accessories for installation. Measuring range: 0-1000 ± 3 mV
CONDUCTIVITY <sup>2)</sup>	It is used to determine the salt content in the water. Packaging: probe and installation accessories. Measuring range: 0-20,000 ± 0.1 MS

**The UV SCENIC salt dispenser uses three different principles of water disinfection based on salt electrolysis, water hydrolysis and UV radiation.** Electrolysis produces free chlorine to disinfect the pool by decomposing the salt in the water. The OXILIFE technology also uses hydrolysis, i.e. the breakdown of water molecules into oxidants, for disinfection. The UV lamp increases the efficiency of hydrolysis and kills a wider spectrum of bacteria. Besides being a full-featured solution, it only uses a low water salinity of 1.5 g/l. In addition, the UV SCENIC salt dispenser controls the pH of the pool water and adjusts it automatically to an ideal value. It is equipped with a REDOX module for indirect measurement of the amount of disinfectant in the water, allowing to control its replenishment. A Wi-Fi module is often added, as it allows remote control of the salt dispenser via the internet. The UV SCENIC salt dispenser can control up to four other pool devices. You can use it to start the filter and heat pump or turn on the pool lighting. An additional control touch screen can be connected to the unit and placed separately from the salt dispenser in a more accessible location via a long cable.

### Advantages of UV SCENIC water treatment

- Does not dry the skin
- Triple water treatment by electrolysis, hydrolysis and UV radiation
- Highly effective disinfection despite lower chlorine content
- Crystal-clear water without excessive chlorine odour
- No handling or storage of chlorine
- Ecological system – salt is a natural product
- Slightly salty water

<sup>1)</sup> The device is part of the basic equipment  
<sup>2)</sup> Optional device  
The pH and REDOX probes are consumer products with a limited warranty of 6 months.


# OXILIFE salt dispensers



## TECHNICAL PARAMETERS

Power intensity	0–100%
Max. production of Cl <sub>2</sub>	X
Salt concentration	1,5–2,5 g/l NaCl
Pool volume (up to 28 °C)	60 m <sup>3</sup>
Pool volume (+ 28 °C)	40 m <sup>3</sup>
Display	Colour 2.8" TFT
Power supply	220 V 50/60 Hz
Output	8–15 A
Max. consumption	120 W
Dimensions	220 x 115 x 270 mm
Automatic cleaning	Programmable from 1 to 24 hours
Safety flow sensor	Gas and mechanical
Alarms	insufficient amount of salt; no flow; low / high pH values; max. pH measurement time; memory error
Salt concentration display	Salt detection in g.l-1 (± 10 %)
Electrolytic cell	5 titanium plates of MONOPOLAR cell
Minimum flow	5 m <sup>3</sup> . h-1
Tube connection diameter	63 mm
Maximum pressure	4 kg . cm-2
Maximum temperature	45 °C
Self-cleaning	YES
Communication	MODBUS / Wi-Fi
Control of main outputs	filtration time; lighting; temperature
Control of additional outputs	4 relays controlling other devices

# OXILIFE salt dispensers



## AUTOMATIC CHECKS

<b>pH PROBE</b> <sup>1)</sup>	It detects the pH of the water so that the salt dispenser can automatically adjust the pH to the desired value. Measuring range: 0-14 ± 0.1 pH.
<b>TEMPERATURE</b> <sup>1)</sup>	Detects the water temperature to be shown on the display. Measurement range: 0-100 ± 1 °C.
<b>REDOX</b> <sup>2) 3)</sup>	It is used to determine the water purity status for setting the electrolysis performance (on/off). Packaging: REDOX probe, calibration solutions and accessories for installation. Measuring range: 0-1000 ± 3 mV
<b>CONDUCTIVITY</b> <sup>2)</sup>	It is used to determine the salt content in the water. Packaging: probe and installation accessories. Measuring range: 0-20,000 ± 0.1 MS

The OXILIFE salt dispenser uses two different principles of water disinfection based on salt hydrolysis and water electrolysis. Electrolysis produces free chlorine to disinfect the pool by decomposing the salt in the water. The OXILIFE technology also uses hydrolysis, i.e. the breakdown of water molecules into oxidants, for disinfection. Besides being a full-featured solution, it only uses a low water salinity of 1.5 g/l. For proper functioning it is essential not to exceed a salinity of 3 g/l. In addition, the OXILIFE salt dispenser controls and automatically adjusts the pH of the pool water to an ideal value. It can be complemented with a REDOX module or free chlorine. A Wi-Fi module is often added, as it allows remote control of the salt dispenser via the internet. The OXILIFE salt dispenser can control up to four other pool devices. You can use it to start the filter and heat pump or to turn on the pool lighting. The touch control screen can be removed from the salt dispenser and operated through a cable connection. The cable can be extended with the use of an adapter.

### Advantages of OXILIFE water treatment

- Does not dry the skin
- Double water treatment by electrolysis and hydrolysis
- Low operating costs
- Clear water without excessive odour
- No handling and/or storage of chlorine
- Ecological system – salt is a natural product
- Slightly salty water

<sup>1)</sup> The device is part of the basic equipment

<sup>2)</sup> Optional device

<sup>3)</sup> In order to use the automatic control of water disinfection, it is necessary to install a REDOX probe.  
1 module = probe + chip (the chip remains and the probe is replaced, depending on the service life).  
The pH and REDOX probes are consumer products with a limited warranty of 6 months.

# HIDROLIFE salt dispensers



- **Control unit**  
The heart of the system with wide expansion options.
- **Touch display**  
For intuitive operation, optionally with a 10 m cable for any desired location.
- **Electrolytic cell**  
This is where the electrolytic reaction takes place. The salt in the water decomposes to produce chlorine gas, which immediately reacts with the water to create hypochlorous acid that disinfects the water.



## TECHNICAL PARAMETERS

### HIDROLIFE

Power intensity	X
Max. production of Cl <sub>2</sub>	16 g.h <sup>-1</sup>
Salt concentration	3–5 g/l NaCl
Pool volume (up to 28 °C)	65 m <sup>3</sup>
Pool volume (+ 28 °C)	40 m <sup>3</sup>
Display	Colour 2.8" TFT
Power supply	220 V 50/60 Hz
Output	8–15 A
Max. consumption	120 W
Dimensions	220 x 115 x 270 mm
Automatic cleaning	Programmable from 1 to 24 hours
Safety flow sensor	Gas and mechanical
Alarms	insufficient amount of salt; no flow; low / high pH values; max. pH measurement time; memory error
Salt concentration display	Salt detection in g.l-1 (± 10 %)
Electrolytic cell	4 titanium plates of MONOPOLAR cell
Minimum flow	5 m <sup>3</sup> . h-1
Tube connection diameter	63 mm
Maximum pressure	4 kg . cm-2
Maximum temperature	45 °C
Self-cleaning	YES
Communication	MODBUS / Wi-Fi
Control of main outputs	filtration time; lighting; temperature
Control of additional outputs	4 relays controlling other devices

# HIDROLIFE salt dispensers



- **Sleeve**  
For easy installation of sensors in piping.
- **Dosing pump**  
It is used to control the pH of the water to a desirable value.
- **pH probe**  
For automatic control of the dosing pump.
- **Temperature sensor**  
Measuring water temperature.
- **REDOX probe (optional)**  
For indirect measurement of the content of disinfectant in the water. The operation of the device is continuously adjusted according to the values measured.
- **Flow sensor**  
Protects the device against running without water flow.

## AUTOMATIC CHECKS

### HIDROLIFE

<b>pH PROBE <sup>1)</sup></b>	It detects the pH of the water so that the salt dispenser can automatically adjust the pH to the desired value. Measuring range: 0-14 ± 0.1 pH.
<b>TEMPERATURE <sup>1)</sup></b>	Detects the water temperature to be shown on the display. Measurement range: 0-100 ± 1 °C.
<b>REDOX <sup>2) 3)</sup></b>	It is used to determine the water purity status for setting the electrolysis performance (on/off). Packaging: REDOX probe, calibration solutions and accessories for installation. Measuring range: 0-1000 ± 3 mV

The HIDROLIFE salt dispenser controls and automatically adjusts the pH of the pool water to an ideal value. Electrolysis produces free chlorine to disinfect the pool by decomposing the salt in the water. For proper functioning, the amount of salt in the water should be maintained at a minimum of 3.5 g/l. The recommended value is 5 g/l. It can be upgraded with a REDOX module or free chlorine. A Wi-Fi module is often added, as it allows remote control of the salt dispenser via the internet. The HIDROLIFE salt dispenser can control up to four other pool devices. You can use it to start the filter and heat pumps or to turn on the pool lighting. The touch control screen can be removed from the salt dispenser and operated through a cable connection. The cable can be extended with the use of an adapter.

### Advantages of HIDROLIFE water treatment

- Does not dry the skin
- Low operating costs
- Clear water without excessive odour
- No handling and/or storage of chlorine
- Ecological system – salt is a natural product
- Slightly salty water

<sup>1)</sup> The device is part of the basic equipment  
<sup>2)</sup> Optional device  
<sup>3)</sup> In order to use the automatic control of water disinfection, it is necessary to install a REDOX probe. 1 module = probe + chip (the chip remains and the probe is replaced, depending on the service life). The pH and REDOX probes are consumer products with a limited warranty of 6 months.

# NEOSAL salt dispensers




## TECHNICAL PARAMETERS

	NEOSAL
Power intensity	0–16 g Cl <sub>2</sub> / h
Max. production of Cl <sub>2</sub>	16 g.h-1
Salt concentration	3–5 g/l NaCl
Pool volume (up to 28 °C)	65 m <sup>3</sup>
Pool volume (+ 28 °C)	40 m <sup>3</sup>
Display	Colour 1.44" TFT
Power supply	230 V 50/60 Hz
Output	8–15 A
Max. consumption	120 W
Dimensions	220 x 115 x 270 mm
Automatic cleaning	Programmable from 1 to 24 hours
Safety flow sensor	Gas and mechanical
Alarms	insufficient amount of salt; no flow; memory error
Salt concentration display	NO
Electrolytic cell	4 titanium plates of MONOPOLAR cell
Minimum flow	5 m <sup>3</sup> . h-1
Tube connection diameter	63 mm
Maximum pressure	4 kg . cm-2
Maximum temperature	45 °C
Self-cleaning	YES
Control of main outputs	NO
Control of additional outputs	NO

**Salt water is healthy and does not irritate the human eye or skin.** A small amount of free chlorine is obtained from the salt water in the pool through electrolysis, which is sufficient for quality disinfection of the pool. The free chlorine thus formed is transformed into salt again after a short time. The NEOSAL salt dispenser controls the intensity of the formation of free chlorine in the electrolytic cell on the basis of the manual setting on the display. The touch control screen can be removed from the salt dispenser and operated through a cable connection. The cable can be extended with the use of an adapter.

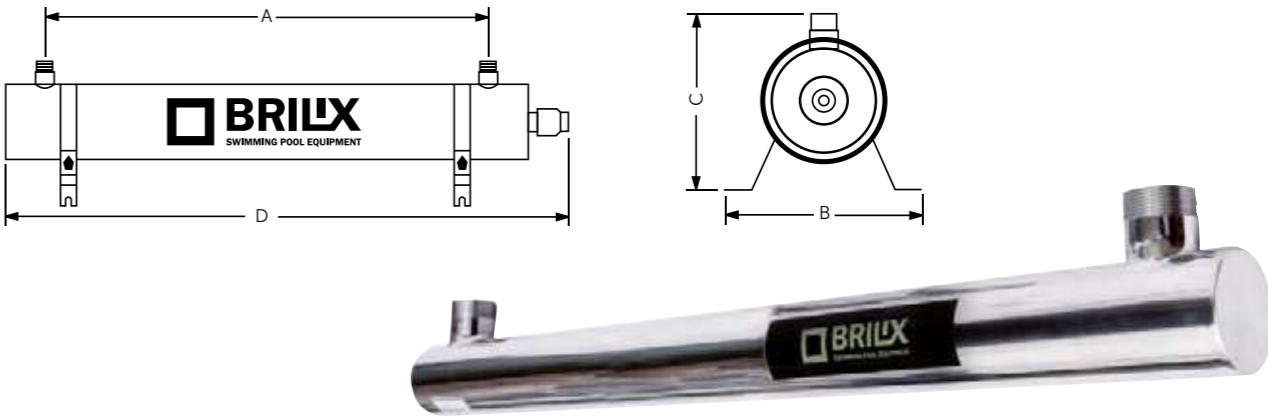
# UV lamps



## MODEL

	SP-I	SP-II	SP-III	SP-IV	SP-V
A (mm)	267	786	786	786	786
B (mm)	175	175	175	175	175
C (mm)	155	155	155	155	155
D (mm)	420	930	930	930	930
Pipe diameter	50 mm	50 mm	50 mm	50 mm	50 mm
Voltage	230 V	230 V	230 V	230 V	230 V
Input	16 W	40 W	65 W	85 W	2 x 85 W
Minimum flow rate	6 m <sup>3</sup> /h	9 m <sup>3</sup> /h	12 m <sup>3</sup> /h	15 m <sup>3</sup> /h	20 m <sup>3</sup> /h
Maximum pressure	3 bar	3 bar	3 bar	3 bar	3 bar
For pools up to	15 m <sup>3</sup>	35 m <sup>3</sup>	55 m <sup>3</sup>	70 m <sup>3</sup>	140 m <sup>3</sup>

**The use of the SP UV lamp is a smart way to keep the pool water clean without the use of chlorine.** Before returning to the pool, all filtered water passes through the body of the UV lamp, where it is exposed to UV radiation. This eliminates any harmful germs or bacteria and the water in your pool is clean without the use of any chemicals.



Stainless steel UV lamps cannot be used in saltwater pools.  
The fluorescent lamp has a lifetime of approx. 8,000 operating hours.

# STATION control units



- **Control unit**  
The heart of the system with wide expansion options.
- **Touch display**  
For intuitive operation, optionally with a 10 m cable for any desired location.



## TECHNICAL PARAMETERS

## STATION

Power intensity	X
Max. production of Cl2	X
Salt concentration	X
Display	Colour 2.8" TFT
Power supply	230 V 50/60 Hz
Output	X
Max. consumption	40 W
Dimensions	220 x 115 x 270 mm
Safety flow sensor	Mechanical
Alarms	low / high pH values; max. pH dosing time; max. Cl dosing time; memory error
Communication	MODBUS / Wi-Fi
Control of main outputs	filtration time; lighting; temperature
Control of additional outputs	4 relays controlling other devices

# STATION control units



- **Sleeve**  
For easy installation of sensors in piping.
- **Dosing pump**  
It is used to control the pH of the water to a desirable value.
- **pH probe**  
For automatic control of the dosing pump.
- **Temperature sensor**  
Measuring water temperature.
- **REDOX probe**  
For indirect measurement of the content of disinfectant in the water. The operation of the device is continuously adjusted according to the values measured.
- **Flow sensor**  
Protects the device against running without water flow.

## AUTOMATIC CHECKS

## STATION

pH PROBE <sup>1)</sup>	It detects the pH of the water so that the salt dispenser can automatically adjust the pH to the desired value. Measuring range: 0-14 ± 0.1 pH.
TEMPERATURE <sup>1)</sup>	Detects the water temperature to be shown on the display. Measurement range: 0-100 ± 1 °C.
REDOX <sup>1)</sup>	It is used to determine the water purity status for setting the electrolysis performance (on/off). Packaging: REDOX probe <sup>1)</sup> , calibration solutions and accessories for installation. Measuring range: 0-1000 ± 3 mV
CONDUCTIVITY <sup>2)</sup>	It is used to determine the salt content in the water. Packaging: probe and installation accessories. Measuring range: 0-20,000 ± 0.1 MS

**The STATION dosing unit is the solution where salt water cannot be used.** The unit is equipped with a probe for measuring pH values and a probe for measuring REDOX values. This makes it possible to control the dosage of two types of chemicals to ensure hygienically clean water even in highly variable pool operation. A Wi-Fi module is often added, as it allows remote control of the dosing unit via the internet. The STATION dosing unit can control up to four other pool devices. You can use it to start the filter and heat pump or turn on the pool lighting. An additional control touch screen can be connected to the unit and placed separately from the unit in a more accessible location via a long cable.

## Advantages of STATION water treatment

- Traditional method of disinfecting pool water
- Works even with zero water salinity
- Regulated pH control
- Regulated chlorine dosing – reduces consumption, prevents over- or underdosing

<sup>1)</sup> The device is part of the basic equipment

<sup>2)</sup> Optional device

The pH and REDOX probes are consumer products with a limited warranty of 6 months.

# Circulation pumps



MODEL	PREVA 33	PREVA 50	PREVA 75
Output	6 m³/h	9 m³/h	12 m³/h
Voltage	230 V	230 V	230 V
Input	0,25 kW	0,33 kW	0,55 kW

## Circulation pumps PREVA

The circulation pump is a standard element of swimming pool technology. To keep water in the swimming pool crystal clear, it is necessary to filter at least four times a day. We therefore offer filtration pumps for all regular swimming pool sizes.



## Circulation pumps BRILIX

MODEL	FXP 150	FXP 250	FXP 370	FXP 550	FXP 750
Output	10 m³/h	11,6 m³/h	14 m³/h	15 m³/h	16 m³/h
Voltage	230 V	230 V	230 V	230 V	230 V
Input	0,2 kW	0,25 kW	0,5 kW	0,75 kW	1 kW

# Sand filtration



MODEL	P 350	P 450	P 500	P 650	SP 450	SP 500	SP 650	SP 700
For pools up to	24 m³	36 m³	54 m³	72 m³	36 m³	54 m³	72 m³	96 m³
Output	4 m³/h	6 m³/h	9 m³/h	12 m³/h	6 m³/h	9 m³/h	12 m³/h	16 m³/h
6-way valve	top	top	top	top	side	side	side	side
Sand capacity	20 kg	45 kg	85 kg	145 kg	45 kg	85 kg	145 kg	210 kg

Filtration is a key technology component for each swimming pool. Even if you are not interested in any other technology, water filtering is essential. Our offer therefore includes a complete range of Combo filtration systems, separate filters and pumps.

## Filter vessels

We offer models with a six-way valve on the upper side of the filter vessel (TOP) or with a side-mounted valve outside the filter vessel (E-SIDE). This ensures they can fit in a variety of spaces.



## Combo filtration

A combination of a sand filter and a circulation pump.

- 6-way valve
- Filtration tank
- Solid base
- Circulation pump

MODEL	FSP 350	FSP 450	FSP 500	FSP 650
For pools up to	24 m³	48 m³	72 m³	96 m³
Output	4 m³/h	8 m³/h	12 m³/h	16 m³/h
Voltage	230 V	230 V	230 V	230 V
Input	0,43 kW	0,55 kW	0,75 kW	0,90 kW
Sand capacity	20 kg	45 kg	85 kg	145 kg

# Pool vacuum cleaners



Dolphin S300i robotic vacuum cleaner

Controlled by a microprocessor, optional automatic cleaning of the bottom and walls of the pool as well as optional control using a smartphone application.

Dolphin E20 robotic vacuum cleaner

Controlled by a microprocessor, optional automatic cleaning of the bottom and walls of the pool.



Dolphin Spring robotic vacuum cleaner

Controlled by a microprocessor, it automatically cleans the pool and filters the water.

# Additional accessories

## Skimmers and Jets



**Skimmer 15 x 15**  
ABS plastic,  
connection to  
a vacuum cleaner  
possible.



**Skimmer 30 x 15**  
ABS plastic,  
connection to  
a vacuum cleaner  
possible.



**Skimmer 15l**  
ABS plastic,  
connection to  
a vacuum cleaner  
possible.



**Skimmer SLIM**  
ABS plastic,  
connection to  
a vacuum cleaner  
possible, innovative  
slim design.



**Flat jet**  
with adjustable  
flow rate and  
water flow  
direction, for  
50 mm pipes

## Accessories, add-ons and installation material

The complete and always current range for the installation and operation of pools can be found at [ALBIXONPORTAL.com](http://ALBIXONPORTAL.com)



## Lighting

**LED lamp Moonlight PLW300**  
12 V / 15 W  
white, luminous flux 1250 lm



**LED lamp Moonlight PLS300**  
12 V / 15 W  
multi-colour, luminous flux 575 lm



**Halogen lamp 300 W\***  
12 V/300 W



**LED lamp, LED-P100\***  
12 V/8 W  
white, blue, multi-colour



**Distribution box**  
for embedding in the ground



**Transformers**  
230 V/12 V  
100, 200 or 300 W



\*While supplies last.

# ALBIXON B2B

A reliable manufacturer offering a complete range of products with a current annual production capacity of 5 000 pools and 10 000 enclosures per year.



Did you know that...?

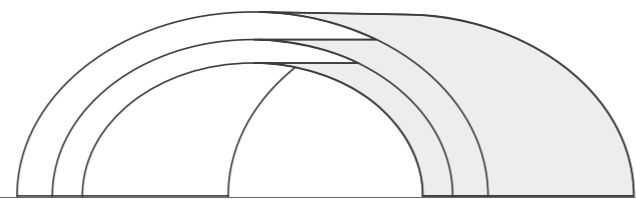
visit [www.ALBIXONPORTAL.com](http://www.ALBIXONPORTAL.com) where you will find all product information and get an instant quote.

# Enclosure logistics

It is crucial not only to produce an enclosure precisely, but also to deliver it to the final destination reliably and on time. Backed by years of experience, we offer you transport services across Europe, with very favourable conditions. We not only use our own fleet of trucks, but also the services of reliable international forwarders.

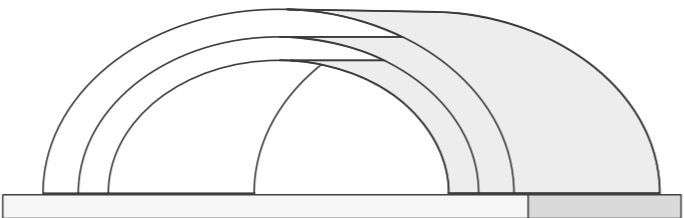
## Assembled enclosures, without packaging

The transport dimensions are determined by an outer width, an outer height and a length of a single enclosure module, with 20 cm added to each of these values. If, for example, an enclosure is 480 cm wide, 120 cm high and one module 219 cm long, the transport dimensions are 500 x 140 x 239 cm (length x height x width). Enclosures higher than 80 cm can also be transported vertically – the transport height and width are then switched. This mode allows the transport of multiple enclosures – do not hesitate to contact us for a specific transport solution.



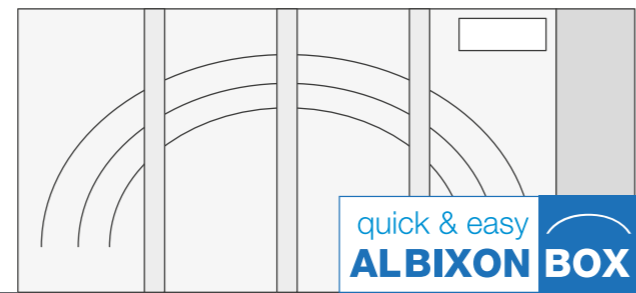
## Assembled enclosures, on pallets

Used for custom enclosures transported in containers. Transport dimensions are determined on the basis of an outer width, an outer height and a length of a single enclosure module, with 15 cm added to each of these values, plus 15 cm length per pallet. If, for example, the enclosure is 480 cm wide, 120 cm high and one module is 219 cm long, the transport dimensions are 495 x 150 x 234 cm (length x height x width).



## Boxed enclosures

This packaging represents an economic mode of transport. The transport dimensions of standard products are based on the box dimension. Box sizes of custom enclosures are determined individually. The boxes are always transported in an upright position only and cannot be laid on its side.



# Logistics for swimming pools

ALBIXON pools are not only precision manufactured, but we are able to deliver them almost anywhere in Europe.



**Delivery on a special trailer**  
Suitable for all QBIG BENEFIT pools up to the inner size of 320 x 780 x 150 cm. The advantage of this solution is the free capacity of the vehicle allowing for the free transport of the enclosure and accessories! We recommend unloading with a crane or loader. We do not recommend unloading in any other way.

**Unloading of swimming pools**  
When unloading and handling the pool, it is necessary to proceed exactly as described in the ALBISTONE® pool unloading instructions. Any other procedure may result in irreversible damage to the pool and void the warranty.



## ALBIXON BOX: One truckload contains up to 30 enclosure units!

In 2004, ALBIXON came up with a new solution for transporting enclosures – the ALBIXON BOX. Depending on the type and size of the enclosure, between 6 and 30 enclosures can be transported at a time, contained in the safe ALBIXON BOX packaging. The detailed instructions enable you to install the enclosure supplied in the ALBIXON BOX easily.

- ALBIXON BOX contents**
- enclosure module profiles
  - polycarbonate panels
  - rails
  - all fastening and anchoring elements
  - detailed assembly instructions



## References



## References



Approximate enclosure transport limits

Means of transport	Maximum dimensions of transported custom enclosure				Number of serial boxes
	Assembled, horizontal transport	Assembled, vertical transport	Assembled on pallet	Disassembled in box	Standard
Truck - max. 7.5-m loading area	external width up to 660 cm, height up to 270 cm, with standard module length	external width up to 730 cm, height up to 230 cm, length of 1 module up to 270 cm	Individual. Feel free to contact us for more information.		up to 5 pcs
Truck - max. 13.5-m loading area	external width up to 700 cm, height up to 270 cm, with standard module length	external width up to 900 cm, height up to 230 cm, length of 1 module up to 270 cm			up to 30 pcs
20' container	Individual. Feel free to contact us for more information.		not possible	Individual. Feel free to contact us for more information.	up to 5 pcs
40' high cube container			not possible		up to 10 pcs

ENCLOSURE	BOX DIMENSIONS	BOX WEIGHT
CASABLANCA INFINITY A	445 × 48 × 127 cm	440 kg
CASABLANCA INFINITY B	561 × 55 × 127 cm	675 kg
DALLAS A	445 × 48 × 127 cm	310 kg
DALLAS CLEAR A	445 × 48 × 127 cm	420 kg
DALLAS B	561 × 55 × 127 cm	480 kg
DALLAC CLEAR B	561 × 55 × 127 cm	650 kg
KLASIK S	430 × 41 × 157 cm	240 kg
KLASIK CLEAR S	430 × 41 × 157 cm	300 kg
KLASIK A	430 × 41 × 157 cm	290 kg
KLASIK CLEAR A	430 × 41 × 157 cm	380 kg
KLASIK B	563 × 47 × 188 cm	470 kg
KLASIK CLEAR B	563 × 47 × 188 cm	600 kg
KLASIK C	606 × 61 × 175 cm	680 kg
KLASIK CLEAR C	606 × 61 × 175 cm	860 kg
KLASIK D	680 × 73 × 200 cm	880 kg
KLASIK CLEAR D	680 × 73 × 200 cm	1 220 kg
KLASIK PRO B	561 × 55 × 127 cm	470 kg
KLASIK PRO CLEAR B	561 × 55 × 127 cm	610 kg
SYDNEY A	445 × 48 × 127 cm	340 kg
SYDNEY CLEAR A	445 × 48 × 127 cm	420 kg
SYDNEY AS	445 × 48 × 127 cm	325 kg
SYDNEY CLEAR AS	445 × 48 × 127 cm	395 kg
SYDNEY BS	561 × 55 × 127 cm	465 kg
SYDNEY CLEAR BS	561 × 55 × 127 cm	570 kg
SYDNEY B	561 × 55 × 127 cm	490 kg
SYDNEY CLEAR B	561 × 55 × 127 cm	610 kg
SYDNEY BD	561 × 55 × 127 cm	470 kg
SYDNEY CLEAR BD	561 × 55 × 127 cm	550 kg
SYDNEY C	561 × 55 × 127 cm	520 kg
SYDNEY CLEAR C	561 × 55 × 127 cm	652 kg

SWIMMING POOLS QBIG BENEFIT OVERFLOW		
	1,2 m	1,5 m
3 × 4 m	356 kg	387 kg
3 × 5 m	425 kg	461 kg
3 × 6 m	461 kg	502 kg
3 × 7 m	×	576 kg
3 × 8 m	×	650 kg
3,5 × 7 m	577 kg	624 kg
3,5 × 8 m	×	700 kg
4 × 8 m	703 kg	757 kg

SWIMMING POOLS QBIG BENEFIT SKIMMER		
	1,2 m	1,5 m
3 × 4 m	246 kg	277 kg
3 × 5 m	300 kg	336 kg
3 × 6 m	321 kg	361 kg
3 × 7 m	×	419 kg
3 × 8 m	×	478 kg
3,5 × 7 m	413 kg	460 kg
3,5 × 8 m	×	520 kg
4 × 8 m	517 kg	570 kg

THANK YOU FOR CHOOSING ALBIXON

